

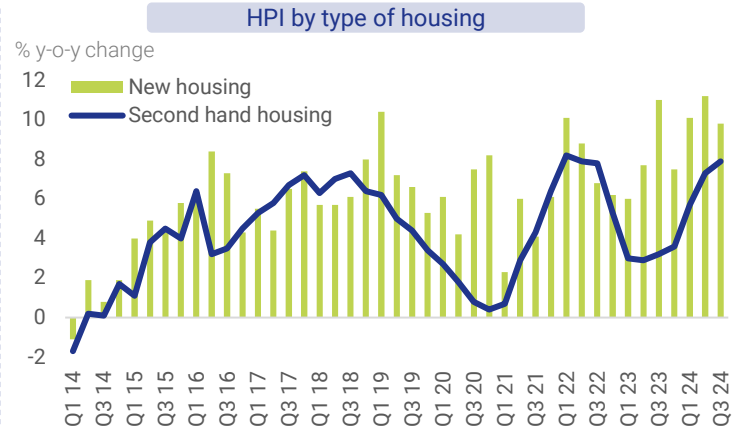
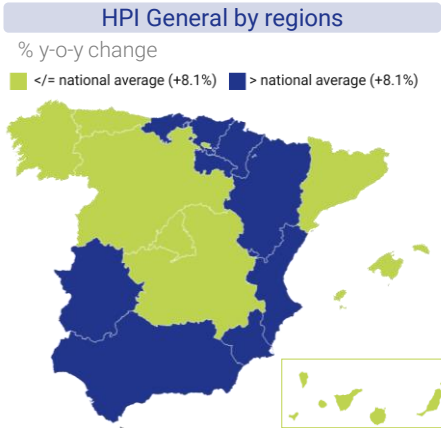
## Housing Price Index (HPI) Spain (INE)

**Q3 24**

**General**

**+2.8%**  
quarterly

**+8.1%**  
y-o-y



## Harmonized Labour Cost Index Spain (INE)

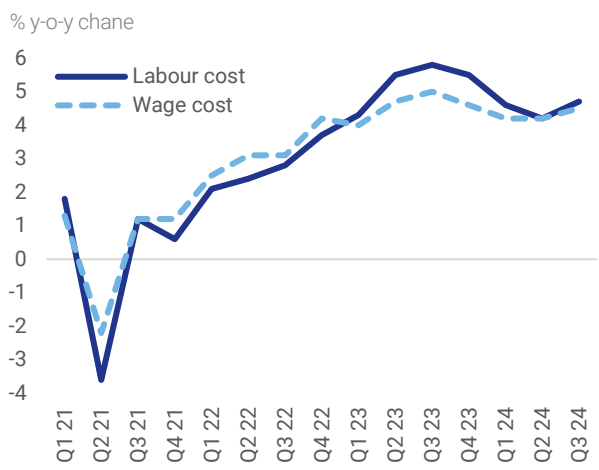
**Q3 24**

**Labour cost  
hour worked**

**+4.7%**  
y-o-y

**Wage cost  
Hour worked**

**+4.5%**  
y-o-y



\* Data adjusted for seasonal and calendar effects

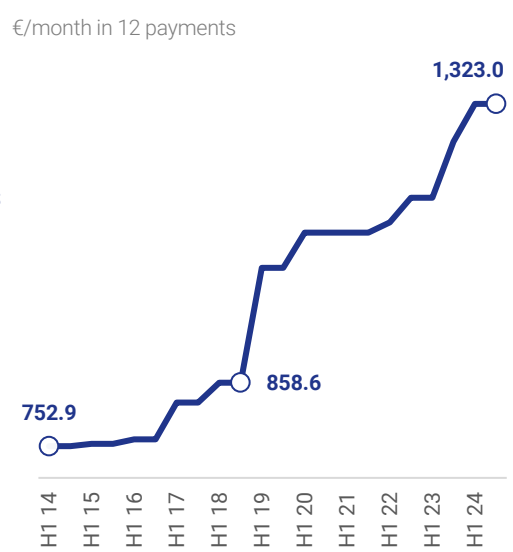
## Minimum interprofessional wage in Spain (Eurostat)

**2024**

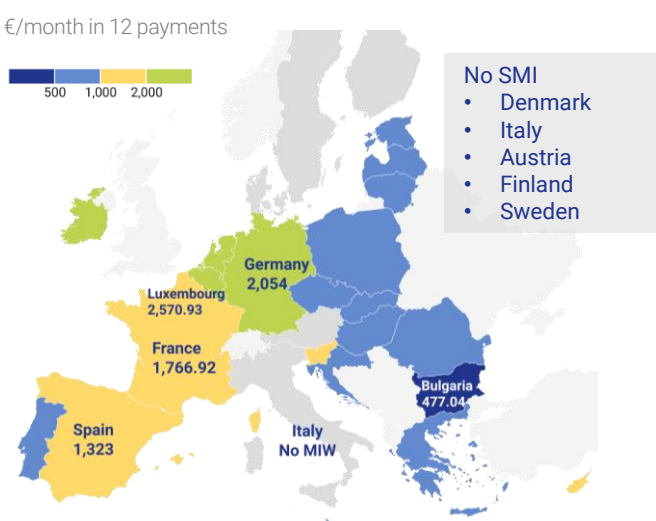
**1,323**  
€/month  
in 12 payments

**+5.0%**  
y-o-y

**+54.1%**  
since 2018



UE-27 → 22 member states have a minimum wage



# OECD growth forecasts (OECD)

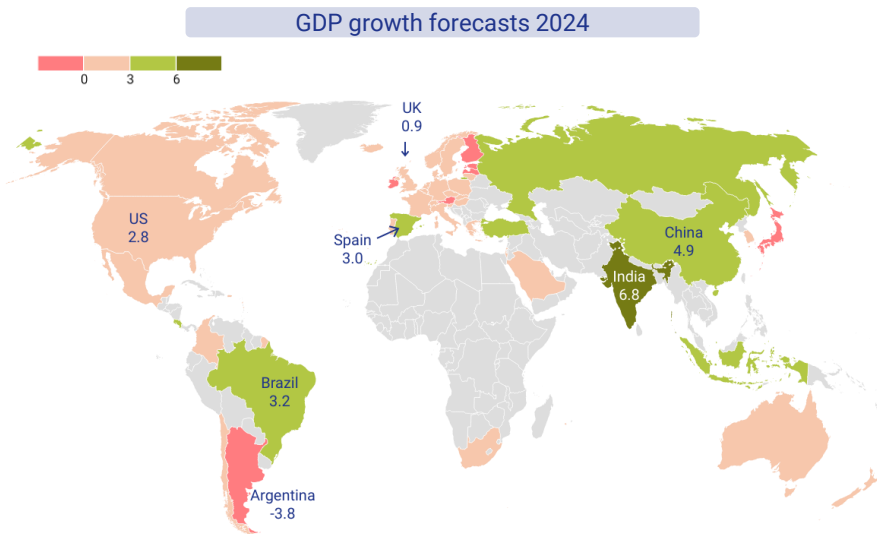
2024

% y-o-y change

World  
3.2%  
y-o-y

OECD  
1.7%  
y-o-y

Eurozone  
0.8%  
y-o-y



GDP			
	2024	2025	2026
World	3.2	3.3	3.3
OECD	1.7	1.9	1.9
Eurozone	0.8	1.3	1.5
Germany	0.0	0.7	1.2
France	1.1	0.9	1.0
Italy	0.5	0.9	1.2
Spain	3.0	2.3	2.0

CPI			
2024 - 2026			
OECD	5.2		2.9
Eurozone	2.4		2.0
Germany	2.4		1.9
France	2.4		1.8
Italy	1.2		2.0
Spain	2.8		2.0

# Employment in Europe after retirement (Eurostat)

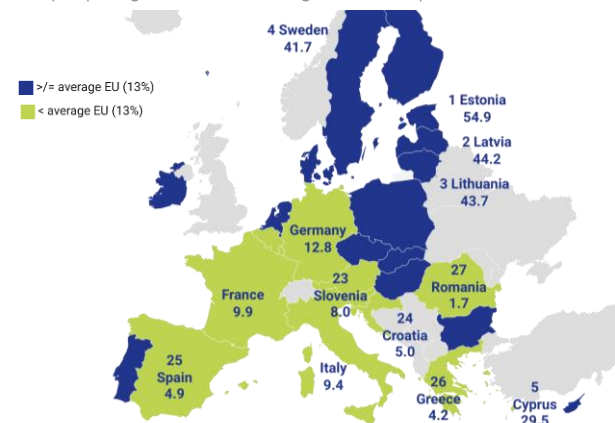
2023

EU  
13%

Eurozone  
11.8%

Spain  
4.9%

Persons who continue to work within 6 months after receiving the 1st pension  
% s/people aged 50-74 receiving retirement pension



Main reasons for continuing to work

% of people aged 50-74 years who continue working after receiving the 1st retirement pension

	EU	Eurozone	Spain
Financially necessary	28.6	30.7	19.6
Financially attractive	9.1	8.4	3.4
Partner/spouse still working	3.5	3.8	2.6
Enjoy working/being productive	36.3	34.0	17.9
Stay socially integrated	11.2	9.6	11.6
Other reasons	11.3	13.5	44.9

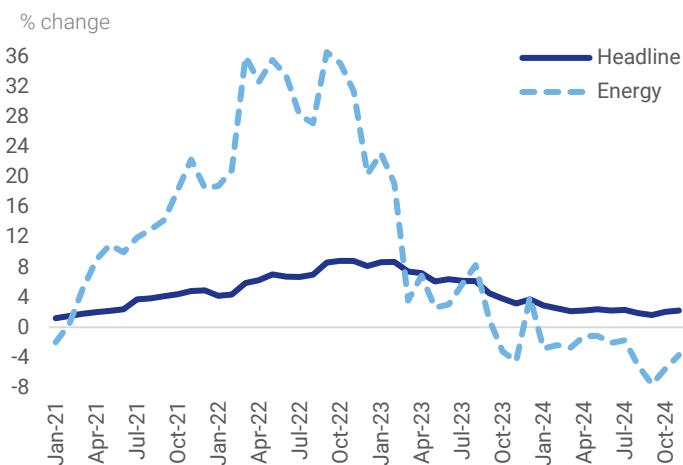
# Inflation in Germany (Destatis)

Nov. 24

Headline  
+2.2%  
y-o-y

Services  
+4.0%  
y-o-y

Energy  
-3.7%  
y-o-y



By type of goods and services		
	% y-o-y change	% monthly change
Total	2.2	-0.2
Core	3.0	-0.3
Food and beverage	2.4	0.2
Clothing and footwear	3.0	0.6
Housing, water, electricity, gas...	1.6	0.0
Furniture	-0.7	0.3
Health	2.8	0.1
Transport	0.3	-0.9
Communication	-1.6	-0.1
Leisure and culture	1.3	-2.2
Education	5.1	0.0
Hospitality	5.9	-0.2
Other goods and services	7.2	0.2