

## Company formation (Spain Registrars)

**Q3 24**

**+24,971**  
companies

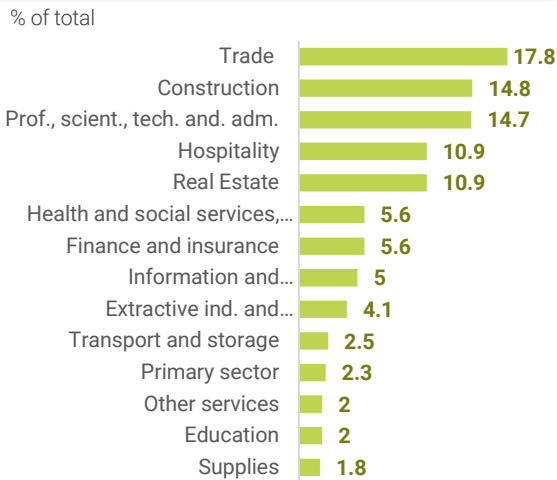
**+14.5%**  
y-o-y

**Accumulated**  
**12 months**

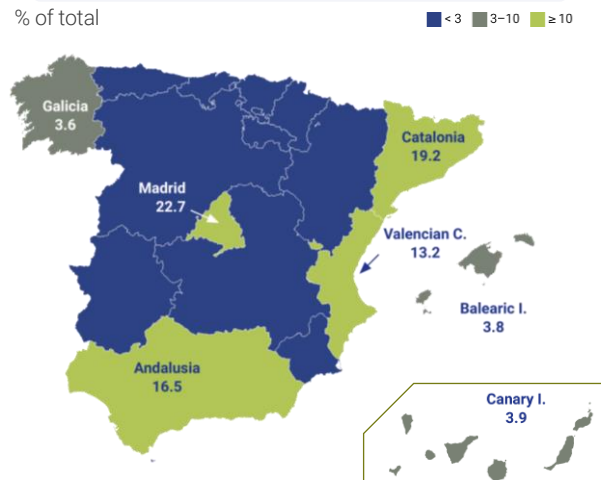
**+114,906**  
companies

**+6.8%**  
y-o-y

Distribution of new companies by sector



Distribution of new companies by region



## CPI Spain (INE)

**Sep. 24**

**Headline**  
**-0.6%**  
monthly

**+1.5%**  
y-o-y

**Core**  
**+2.4%**  
y-o-y



% change

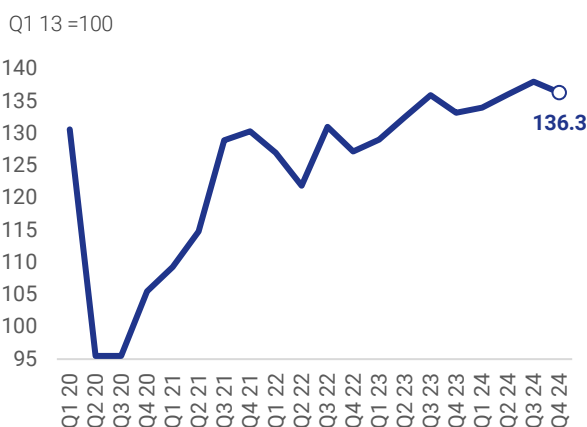
	Monthly	Y-o-y
Restaurants and hotels	0.2	4.7
Alcoholic beverages and tobacco	0.2	3.5
Other	-0.1	3.1
Housing and supplies	-0.7	2.9
Education	1.2	2.7
Health	0.1	2.0
Food and non-alcoholic beverages	-0.3	1.8
General Index	-0.6	1.5
Leisure and culture	-4.1	1.1
Furniture and household items	0.1	0.5
Dress and footwear	2.4	0.4
Communications	-0.1	-0.2
Transport	-1.7	-3.9

## Business confidence index Spain (INE)

**Q4 24**

**136.3**  
**-1.2%**  
quarterly

**+2.3%**  
y-o-y



Q1 13 = 100



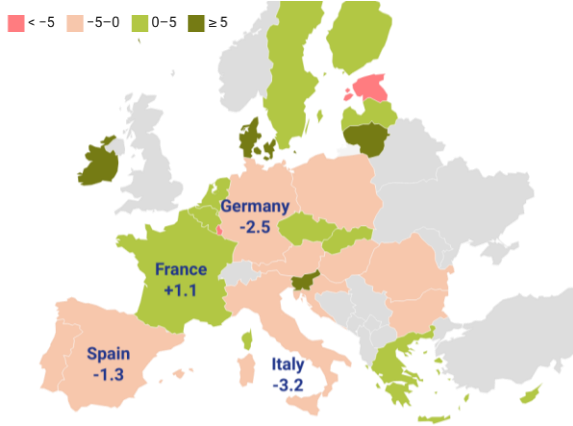
# Industrial production EU-27 (Eurostat)

**Aug. 24**

% y-o-y change

**EU-27**  
**+1.3%**  
 monthly  
**+0.2%**  
 y-o-y

**Eurozone**  
**+0.1%**  
 y-o-y



% y-o-y change

Sep. 23 - Aug. 24



# EU imports in green energy products (Eurostat)

**2023 (value)**

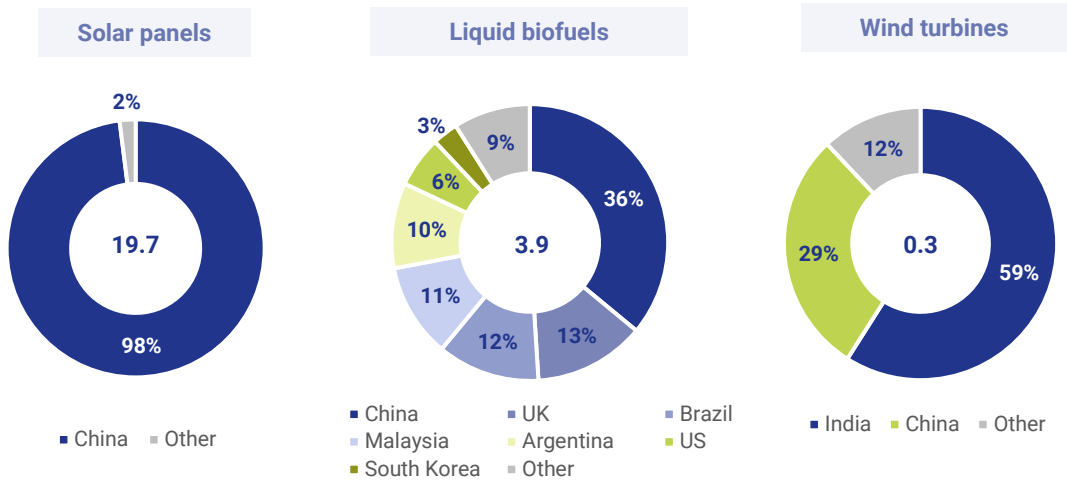
**Solar panels**  
**€19,700 M**  
**-12%**  
 y-o-y

**Liquid biofuels**  
**€3,900 M**  
**-22%**  
 y-o-y

**Wind turbines**  
**€300 M**  
**-66%**  
 y-o-y

Main trading partners

Value of imports in € billion and % of total

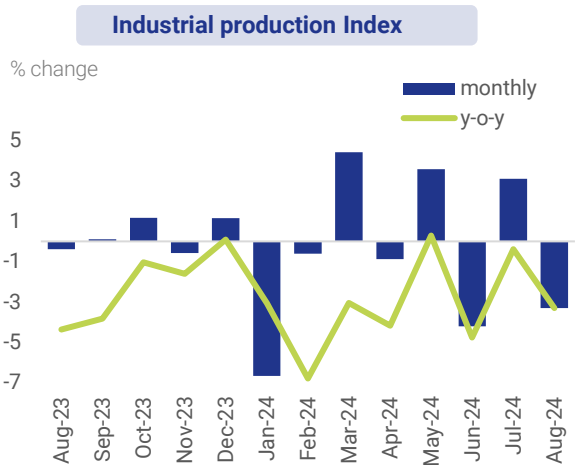


# Industrial sector in Japan (M. Economy Japan and Markit)

**Production Index**

**Aug. 24**  
**-3.3%**  
 y-o-y

**Manufacturing PMI**  
**Sep. 24**  
**49.7**  
 points



**Manufacturing PMI**

> 50 = activity expansion; < 50 = activity contraction

