

Private sector financing Spain (Bank of Spain)

May. 24

Business

€ 918.5 bn

-0.6%

y-o-y

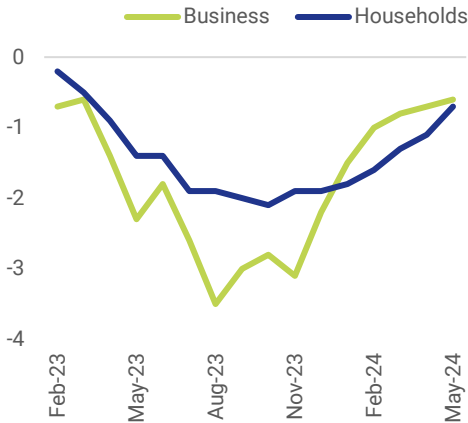
Households

€ 679.8 bn

-0.7%

y-o-y

% y-o-y change



Business

	% of total	% y-o-y change
Loans from credit institutions	49.3	-2.7
Foreign loans	36.8	1.9
Debt securities	13.9	0.2

	% of total	% y-o-y change
Loans from credit institutions HOUSING	72.8	-1.7
Loans from credit institutions CONSUMER	14.9	7.2
Loans from credit institutions OTHERS	11.9	-3.6
Foreign loans	0.4	-1.2

Unemployment in Spain (M. Lab. & Soc. Ec.)

Jun. 24

2,561,067

-4.8%

y-o-y

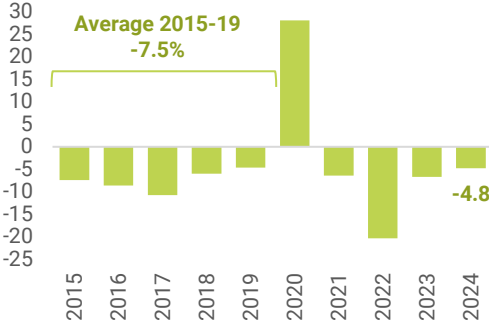
Services

71.5%

of total

Unemployed June of each year

% y-o-y change



By sectors

% of total

	Jun. 19	Jun. 24
Services	69.3	71.5
Industry	8.7	7.8
Construction	8.2	7.7
No previous employment	8.9	9.4
Agriculture	4.9	3.6

International tourism Spain (INE – FRONTUR & EGATUR)

Jan. - May.24

N. tourists

33,212,538

+13.6%

y-o-y

Tourism expenditure

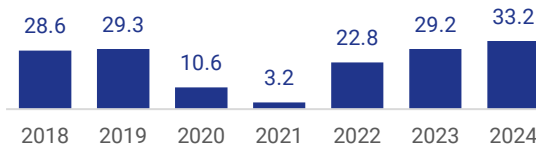
€ 43.2 bn

+21.8%

y-o-y

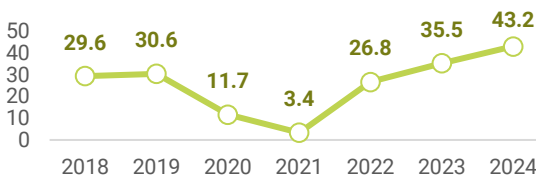
Tourists

Millions accumulated in Jan-May each year



Expenditure

Billion € accumulated in Jan-May each year



Tourists by region

%

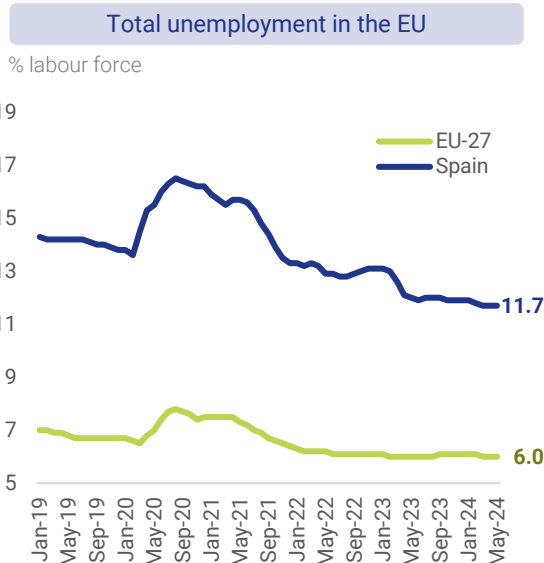
	% of total	% y-o-y change
Catalonia	21.3	13.1
Canary I.	19.6	10.7
Andalusia	14.8	12.9
Valencian C.	12.6	20.0
Balearic I.	12.0	8.9
Madrid	10.8	22.2
Other regions	9.0	11.1

Unemployment EU-27 (Eurostat)

May. 24

Total
6.0%
labour force

< 25 years
14.4%
labour force

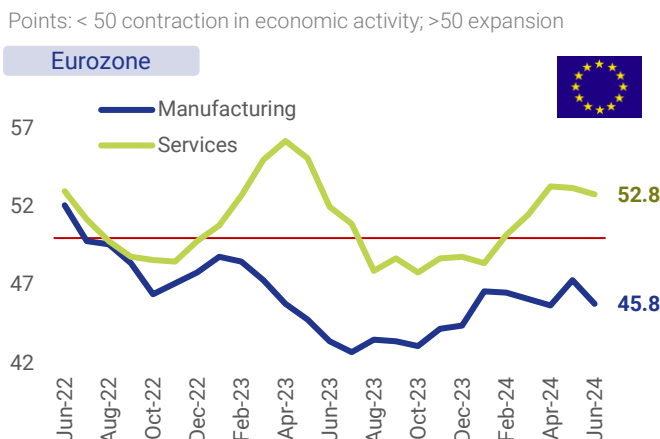


PMIs Eurozona (Investing)

Jun. 24

Manufacturing
45.8
points

Services
52.8
points



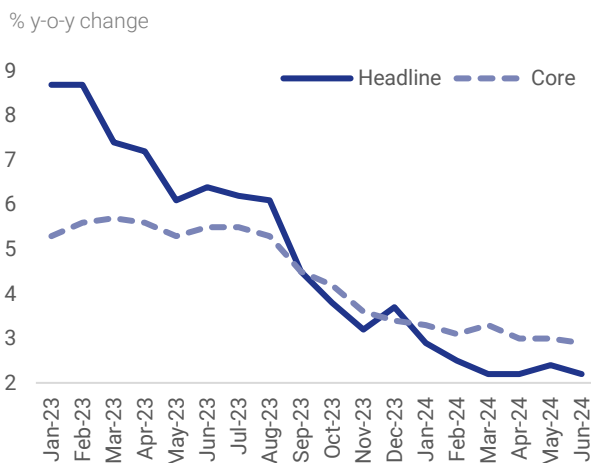
Inflation Germany (Destatis)

Jun. 24

Headline
0.1%
monthly

2.2%
y-o-y

Core*
2.9%
y-o-y



* Exc. food and energy