

## Labour market Spain (M. Incl., Soc. Sec. & Migr. / M. Labour & Soc. Ec.)

**May. 24\***

**Average affiliates**

21,321,794

**+2.4%**

y-o-y

**Unemployed**

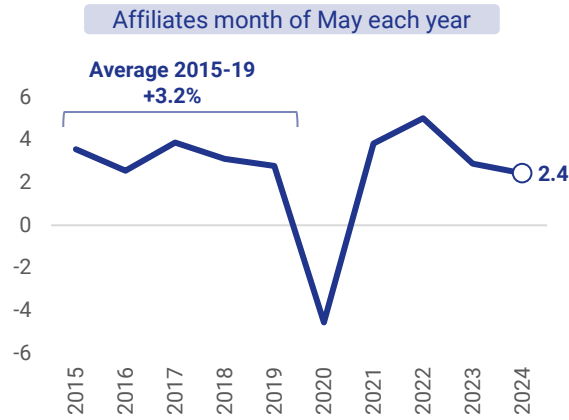
2,607,850

**-4.8%**

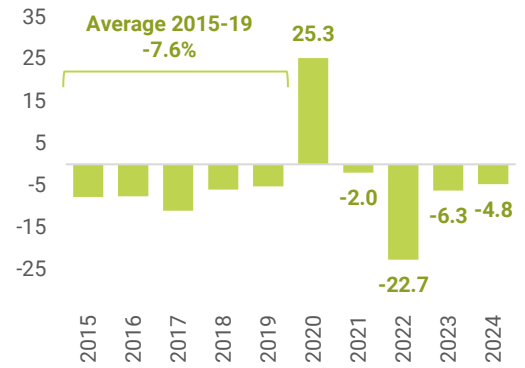
y-o-y

\* Original series

% y-o-y change



**Unemployed month of May each year**



## Balance of payments Spain (Bank of Spain)

**Mar. 24\***

**Financing cap.**

€ 52.5 bn

**+44%**

y-o-y

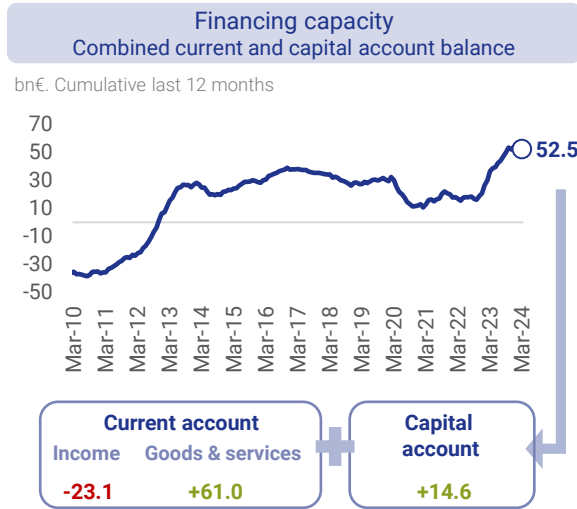
**Financial balance**

€ +24.9 bn

vs. deficit mar.23

€ -67 bn

\* Cumulative last 12 months



**Financial balance (exc. Bank of Spain)**

bn€. Cumulative last 12 months

	Mar.-23	Mar.-24
Financial account	-67.4	24.9
Other investment**	-105.4	95.2
Financial derivatives	-1.7	-2.6
Direct Investment	1.5	-11.3
Portfolio Investment	38.2	-56.4

\*\* Mainly loans and deposits

## International tourist expenditure Spain (INE)

**Jan.-Apr. 24**

**Total**

€ 31,513.1 M

**+22.6%**

y-o-y

**Average per person**

1,315 €

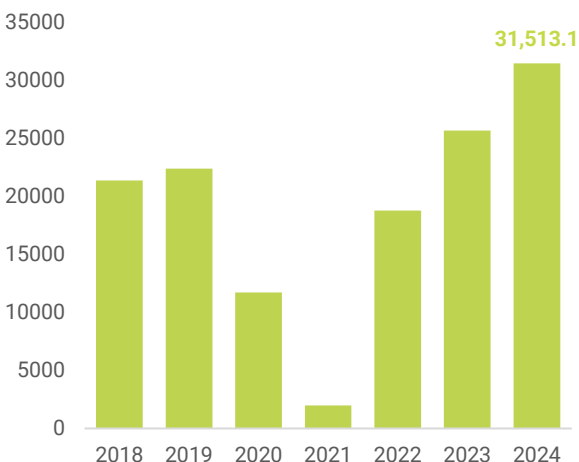
**N. tourists**

23,956,092

**+14.5%**

y-o-y

Million € Jan.-Apr. each year



**Top 10 countries of origin of tourists by total expenditures made**

	Total expenditure (M€)	% of total	% y-o-y change
UK	5197.4	16.5	23.7
Germany	4185.8	13.3	25.3
Nordic Countries	2476.3	7.9	15.0
France	2385.1	7.6	18.0
Italy	1224.8	3.9	26.2
Rest of the world	16043.8	50.9	23.3

# CPI Eurozone (Eurostat)

**May. 24**

**Headline**

**2.6%**  
y-o-y

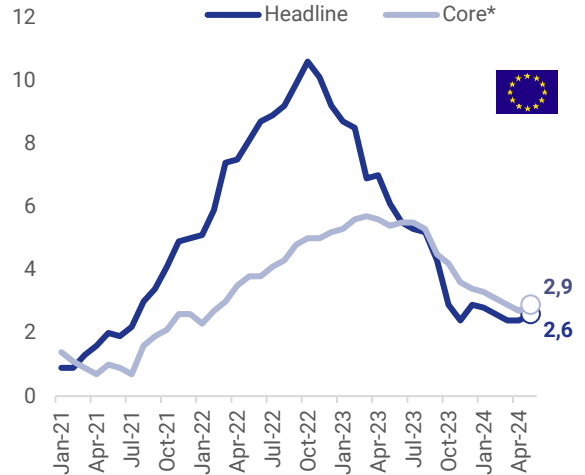
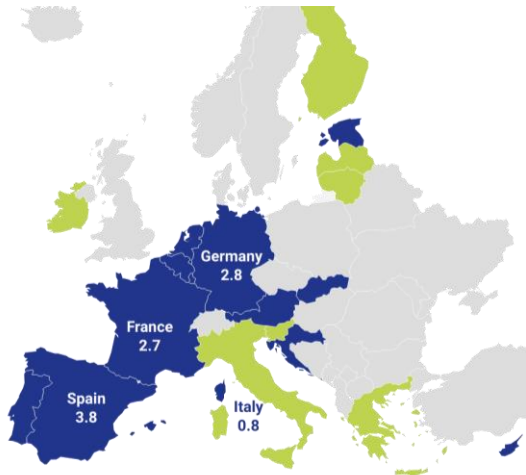
**Core\***

**2.9%**  
y-o-y

\* Eurostat definition:  
general index exc.  
energy, food, alcohol  
and tobacco

% y-o-y change

■ Inflation > 2.6 (Eurozone average) ■ Inflation < 2.6 (Eurozone average)



# Manufacturing PMIs Eurozone (Investing)

**May. 24**

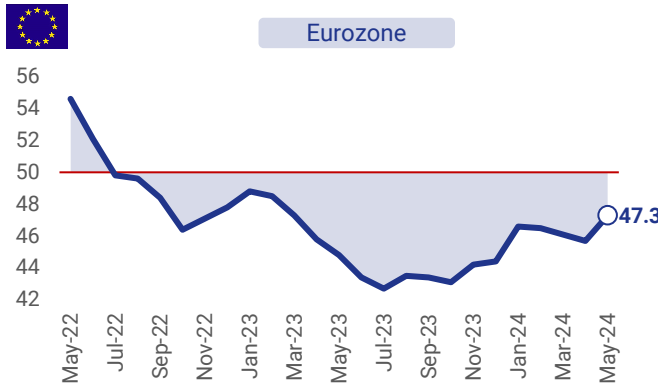
**Eurozone**

**47.3**  
points

**Spain**

**54.0**  
points

Points: < 50 contraction in economic activity; >50 expansion



**Main economies**



# Producer prices in industry EU-27 (Eurostat)

**Apr. 24**

**EU-27**

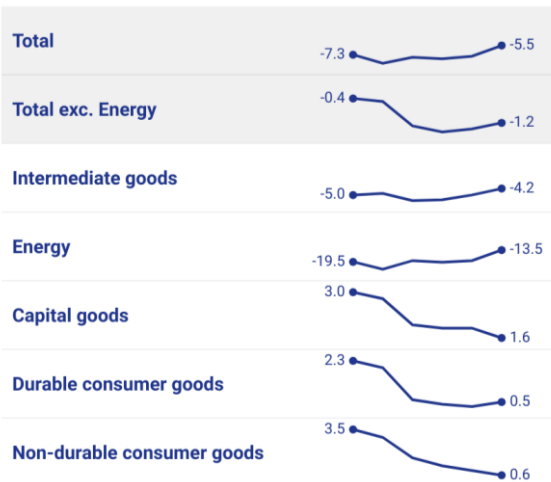
**-0.7%**  
monthly  
**-5.5%**  
y-o-y

**Spain**

**-0.2%**  
monthly  
**-6.6%**  
y-o-y

% y-o-y change

**Nov-23 – Apr-24**



% y-o-y change

