

Foreign trade Spain (M. Industry, Trade and Tourism, and Eurostat)

2023

Exports

€ 383,689 M

-1.4%

y-o-y

Imports

€ 424,249 M

-7.2%

y-o-y

Trade deficit

€ 40,560 M

-40.5%

y-o-y

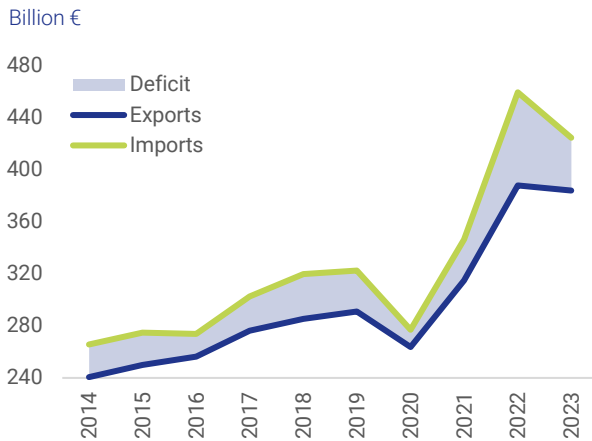
Regular exporters *

43,918 companies

+1.7%

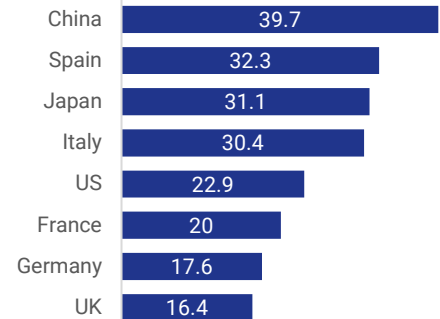
y-o-y

* Exporting for 4 consecutive years



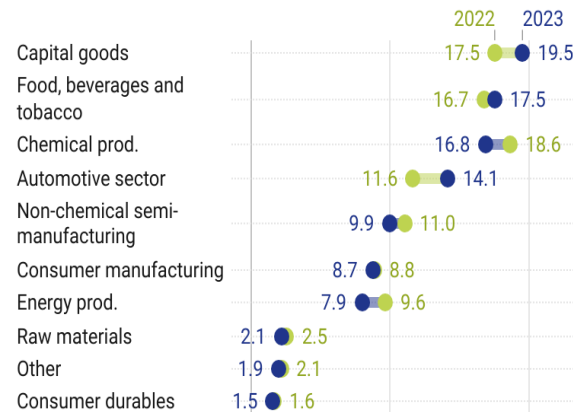
Evolution of exports by country

% change compared to 2019



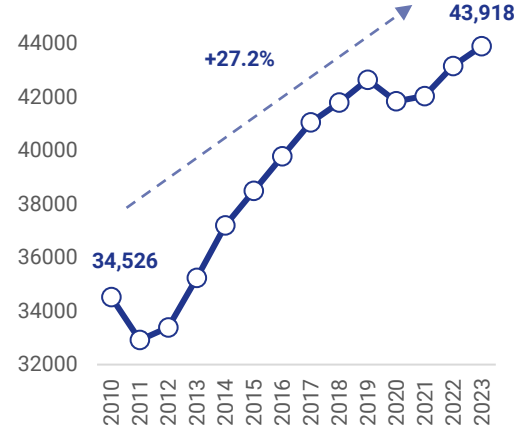
Export sectors

% of total exports



Regular exporters*

No.



Industry turnover (INE)

Dec. 23

-4.4%

y-o-y

Corrected series

-8.7%

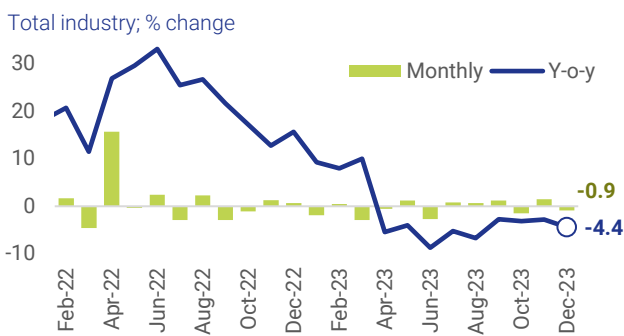
y-o-y

Original series

Average 2023*

-1.6%

y-o-y



By type of goods; % change



By regions*

% y-o-y change



Asturias, Cantabria, Navarre, Valencian C. and Aragon, the regions where industry turnover fell the most (>15%)

* Only original series data for regions analysis available

EU trade with third countries (Eurostat)

2023*

Exports

€ 2,553.6 bn

-0.7%

y-o-y

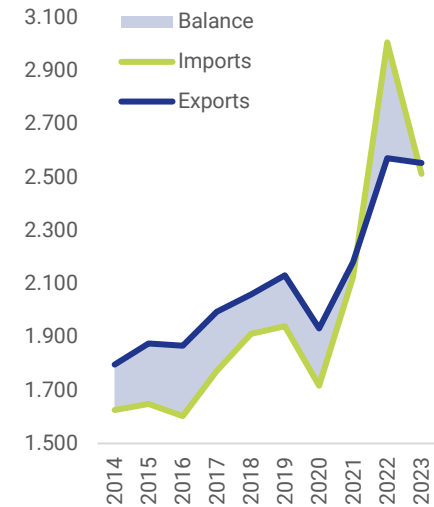
Imports

€ 2,512.8 bn

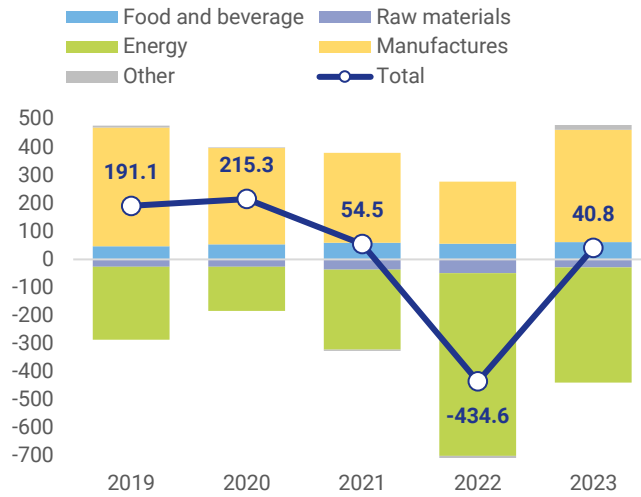
-16.4%

y-o-y

Value bn € extra – EU trade



Trade balance in bn €



Construction production Eurozone (Eurostat)

Dec. 23

+1.9%

y-o-y

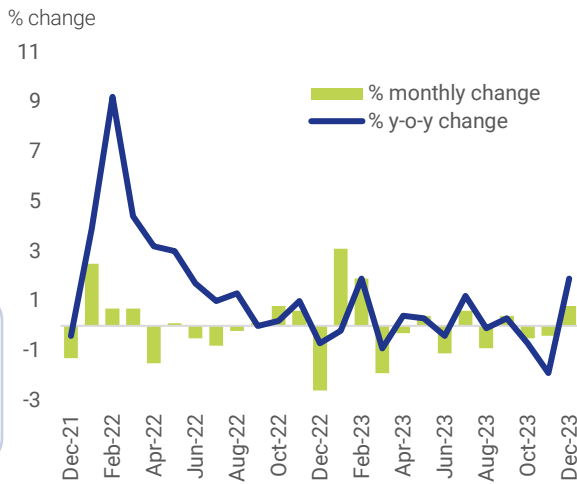
+0.8%

monthly

Average 2023

+0.2%

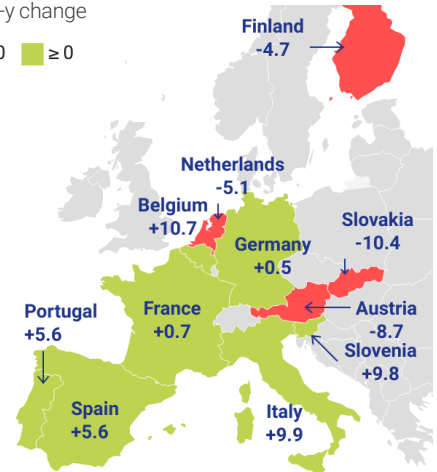
y-o-y



Comparison in the Eurozone*

% y-o-y change

Red: < 0, Green: ≥ 0



US producer prices (Bureau of Labor Statistics)

Jan. 24

+0.9%

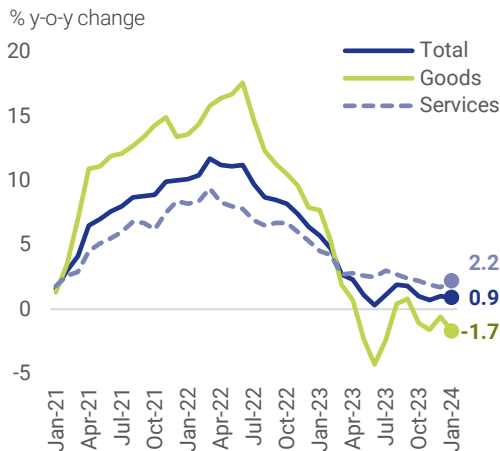
y-o-y

Original series

+0.3%

monthly

Corrected series



% y-o-y change

Jan-21 – Jan-24

