

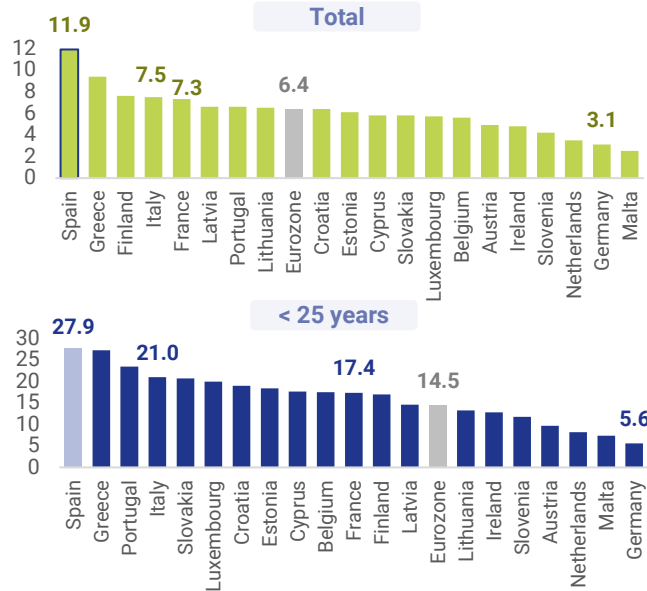
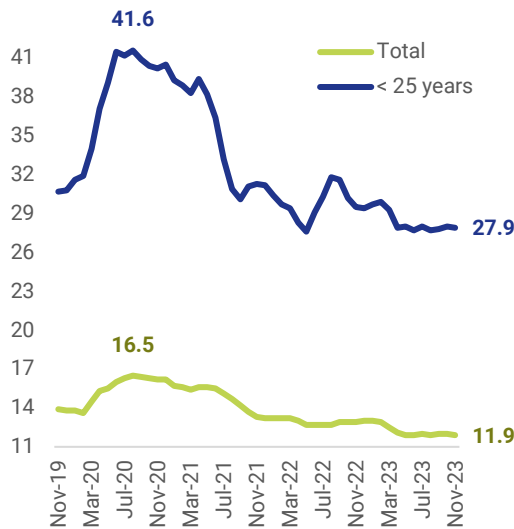
Unemployment Spain (Eurostat)

Nov.23

Total
11.9%
labour force
+5.5 pp
r/ Eurozone

< 25 years
27.9%
labour force
< 25 years
13.4 pp
r/ Eurozone

% total and < 25 years labour force



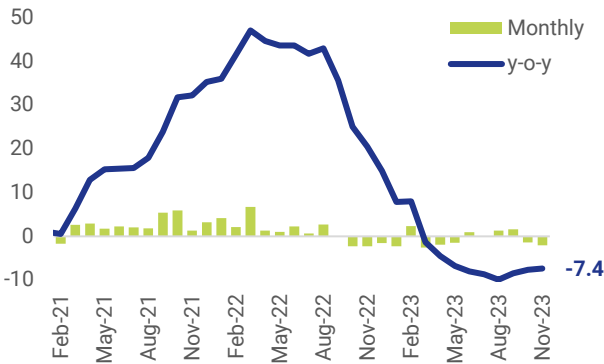
Industrial producer prices Spain (Eurostat)

Nov.23

-7.4%
y-o-y

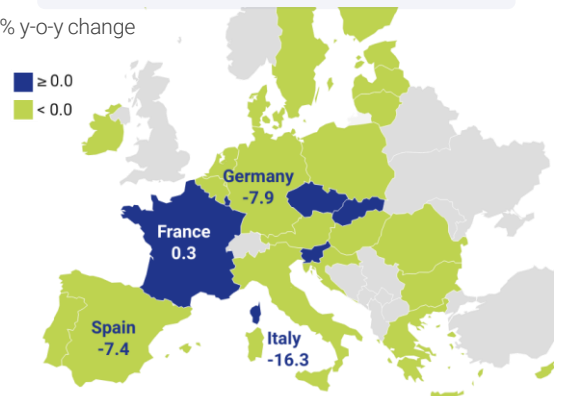
-2.1%
monthly

% change



Comparison within the EU

% y-o-y change



Tourism Spain (INE)

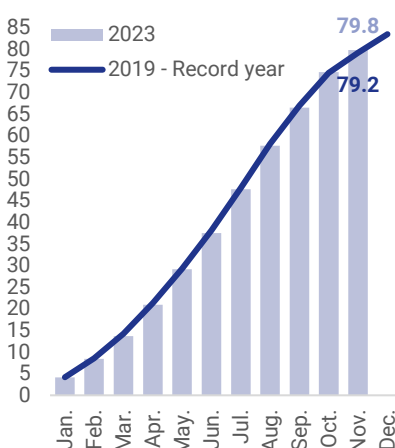
Jan.-Nov.23

No. tourists
79,849,189
+18.2%
y-o-y

+0.8%
r/ Jan.-Nov. 19

Expenditure
+16.9%
r/ Jan.-Nov. 19

Millions of accumulated tourists



International tourist arrivals

By country of origin

% of total accumulated Nov. 23

Top 10 - 2023	% of total
UK	20.6
France	13.8
Germany	12.8
Nordic Countries	5.7
Italy	5.6
Netherlands	4.9
US	4.6
Portugal	3.3
Belgium	3.2
Ireland	2.9

Expenditure

Millions € accumulated Jan. - Nov. 23

101,569.3 +24% y-o-y

	% of total	M€
Included in tourist package	16.8	17084
Not included in tourist package	83.2	84485
Activities	20.6	20964
International transport	20.3	20647
Accommodation	17.4	17691
Food in tourist accommodations	15.9	16140
Other	8.9	9043

Retail trade EU (Eurostat)

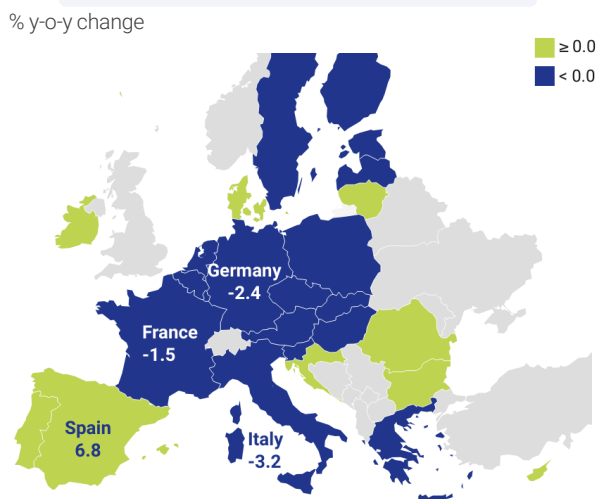
Nov. 23

EU
-1.0%
y-o-y
-0.2%
monthly

Eurozone
-1.1%
y-o-y
-0.3%
monthly



By countries



Trade balance of goods Germany (Destatis)

Nov. 23

Exports
€131.2 bn
-5.0%
y-o-y

Imports
€110.8 bn
-12.2%
y-o-y



Exports by countries

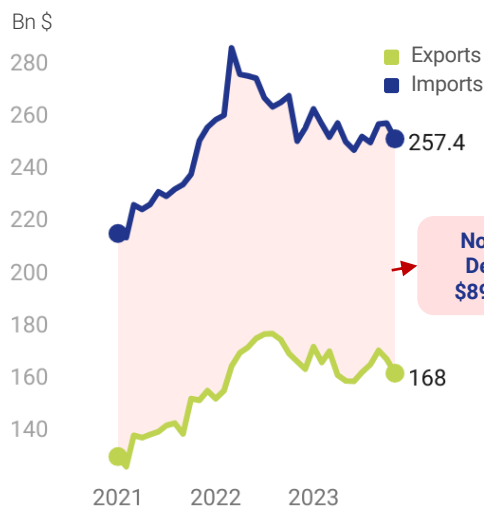
	bn€	% y-o-y change
EU	71.5	-5.3
Eurozone	50.3	-5.2
France	9.8	-2.8
Italy	7.4	-1.7
Spain	4.7	4.1
No EU	59.7	-4.5
US	13.4	-1.9
China	8.1	-8.4
UK	7.7	-1.4
Russia	0.7	-38.3

Trade balance of goods US (Bureau of Economic Analysis)

Nov. 23

Exports
\$168 bn
-2.6%
y-o-y

Imports
\$257.4 bn
0.4%
y-o-y



Exports by type of good

	bn\$	% y-o-y change
Total	168.0	-2.6
Foods, Feeds, & Beverages	13.3	-2.2
Industrial Supplies	59.5	-11.5
Capital Goods	51.2	5.6
Automotive Vehicles, etc.	14.2	2.2
Consumer Goods	20.3	-3.7
Other Goods	7.2	10.6
Net Adjustments	2.3	37.2