

R&D activities in Spain (INE)

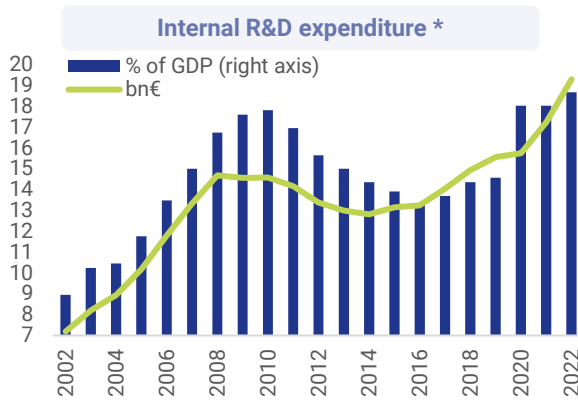
2022

Expenditure

19,325
million €

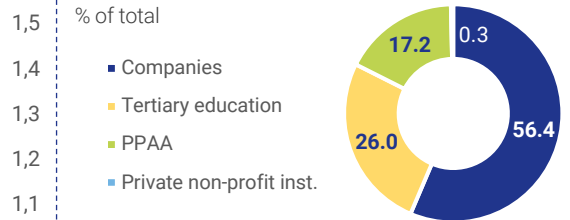
1.44%
of GDP

+12%
y-o-y

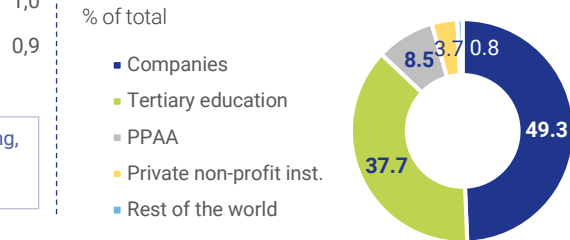


By branch of activity, R&D Services (18.8% of total), Programming, consulting and other computer activities (12%) and Motor vehicles (11%) stand out

By execution sector



By source of financing



* Break in the series due to the change in the concept of "company" in 2021

Home mortgage statistics (INE)

Sep.23

No. mortgages

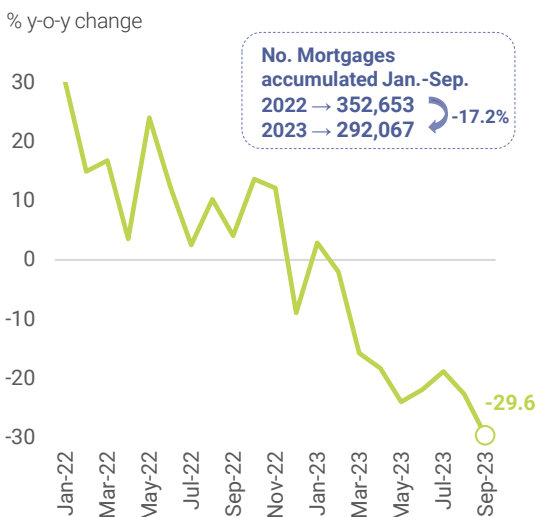
31,054

-29.6%
y-o-y

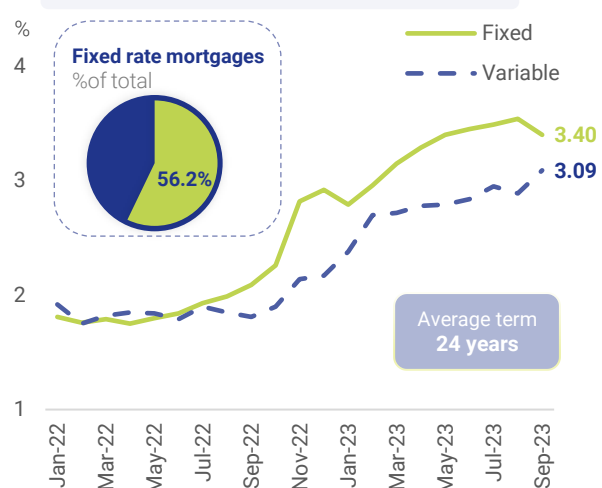
+9.6%
monthly

Average amount

143,186 €



Average interest rate new mortgages



Industrial price index Spain (INE)

Oct.23

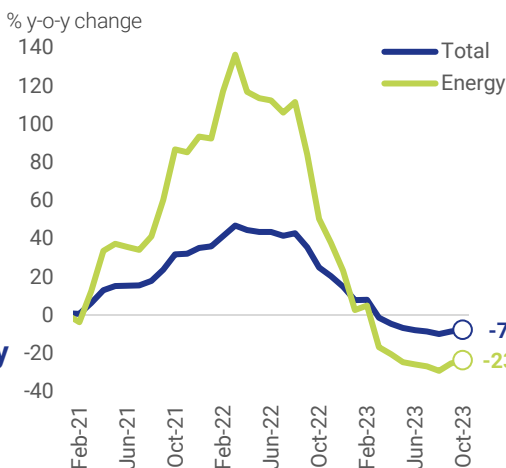
Total

-7.8%
y-o-y

-1.5%
monthly

Total exc. energy

+1.3%
y-o-y



By regions

% y-o-y change

Asturias	-16.8	Valencian C.	-6.2
Balearic I.	-15.8	Castile-La Mancha	-5.9
Cantabria	-13.2	Andalusia	-5.5
Basque Country	-12.3	Catalonia	-5.4
Madrid	-12.0	Castile & Leon	-4.7
Canary I.	-11.8	La Rioja	-3.8
Murcia R.	-10.3	CF Navarra	-3.6
Aragon	-9.5	Extremadura	-2.4
Galicia	-6.8		

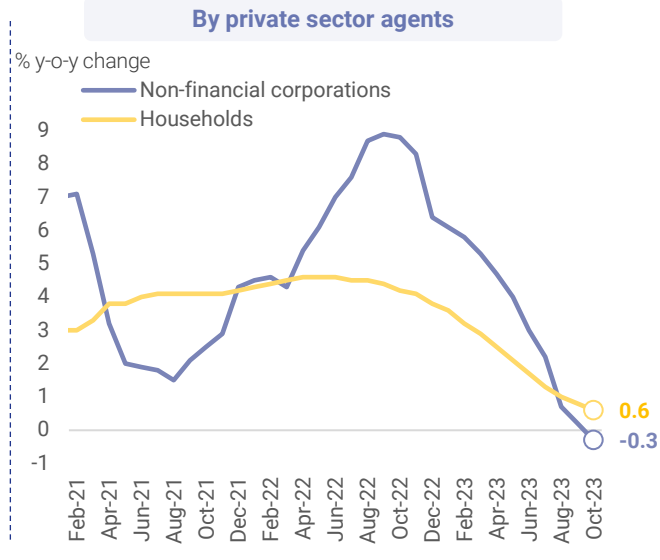
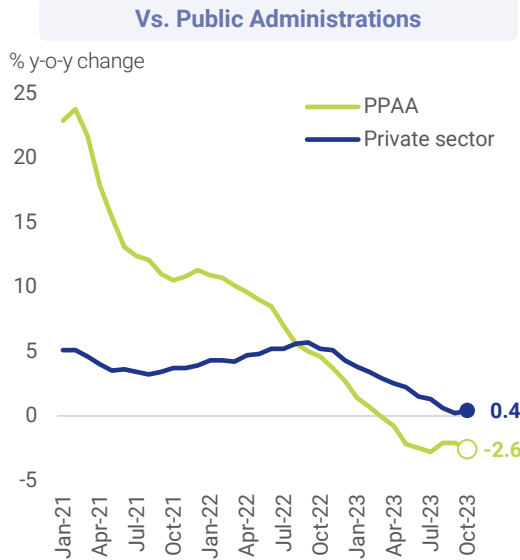
Lending to the private sector in the Eurozone (ECB)

Oct. 23

Total
+0.4%
y-o-y

Non-financial corporations
-0.3%
y-o-y

Households
+0.6%
y-o-y



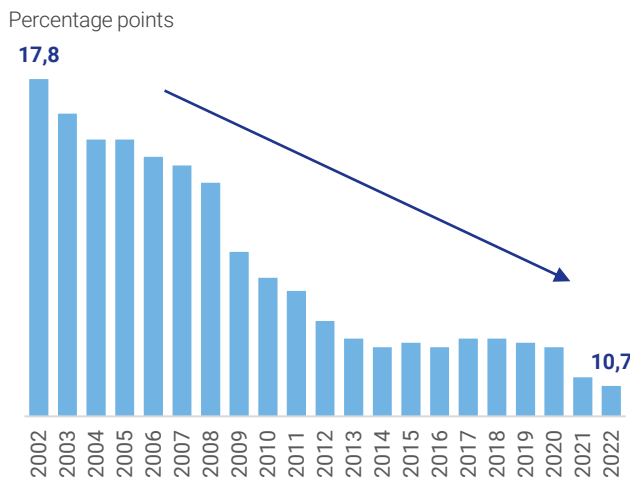
Gender gap in employment* in the EU-27 (Eurostat)

2022

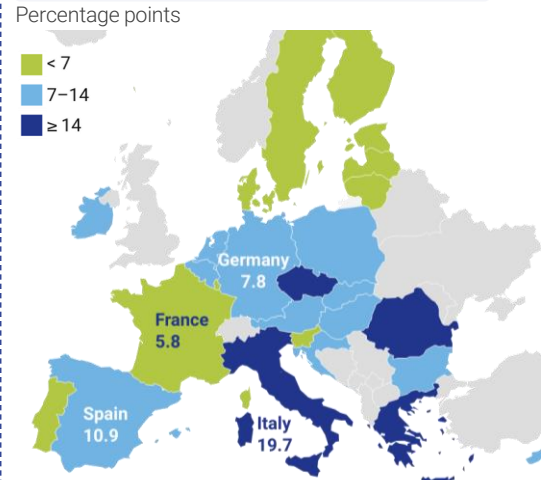
EU
10.7
pp

Eurozone
10.2
pp

Spain
10.9
pp



By countries



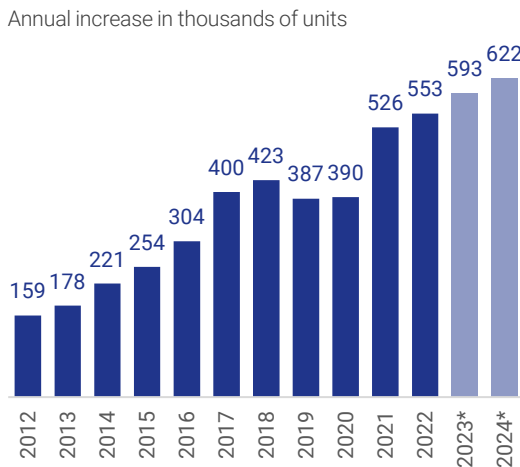
* Difference between male and female employment rates of workers between 20 and 64 years of age

Global industrial automation (International Federation of Robotics)

2022

Stock
3,904,000
robots

+12.2%
y-o-y
+553,000
robots



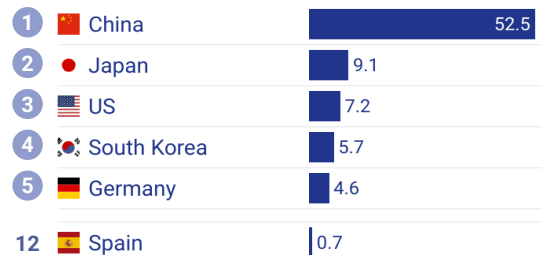
By type of industry 2022

% of total annual increase



Top 5 by country 2022

% of total annual increase



* Forecasts