

International tourism in Spain (INE)

Jan.-Aug.23

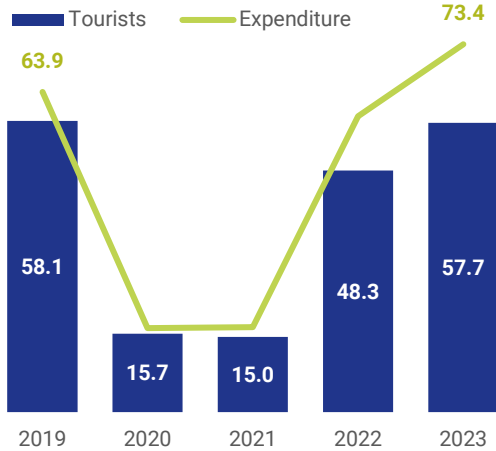
57,705,600
tourists

-0.7%
r/ Jan.-Aug.19

73.4
bn € spent

+14.9%
r/ Jan.-Aug.19

Million tourists and bn €
Jan.-Aug. each year



Tourists by country of residence (% of total)

UK	20.5
France	14.5
Germany	12.4
Italy	5.8
Nordic Countries	5.5
Netherlands	4.8
US	4.5
Portugal	3.5
Belgium	3.2
Ireland	2.9
Switzerland	2.3
Rest of Europe	9.3
Rest of America	5.4
Resto of the World	5.2

Spain PMIs (Investing/Markit)

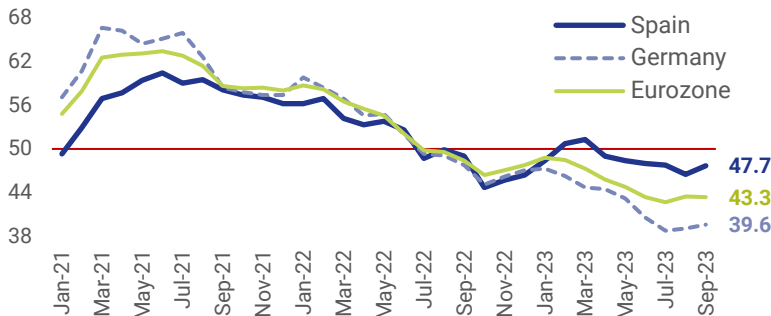
Sep. 23

Manufacturing

47.7
points

+4.3
points
r/Eurozone

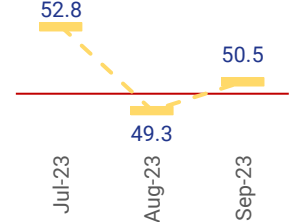
Points: ≥ 50 expansion activity; < 50 contraction



Services

Return to growth in activity →

50.5 points



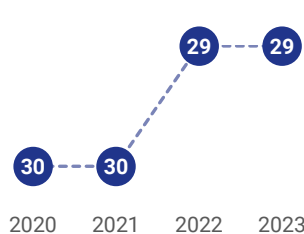
Spain in the Global Innovation Index 2023 (IMD)

2023

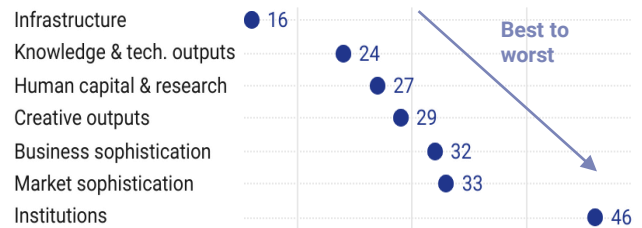
Top 10 GII (132 countries)

1	🇨🇭 Switzerland	67.6
2	🇸🇪 Sweden	64.2
3	🇺🇸 US	63.5
4	🇬🇧 UK	62.4
5	🇸🇬 Singapore	61.5
6	🇫🇮 Finland	61.2
7	🇳🇱 Netherlands	60.4
8	🇩🇪 Germany	58.8
9	🇩🇰 Denmark	58.7
10	🇰🇷 South Korea	58.6
...		
29	🇪🇸 Spain	45.9

Ranking evolution



Position in the 7 pillars



Top 5 - Strengths

Tertiary enrolment	6
National feature films	8
ISO 14001 environment	11
Citable documents H-index	12
Software spending	12

Ranking position

6
8
11
12
12

Top 5 - Weaknesses

Labour productivity growth	107
Policies for doing business	91
Cost of redundancy dismissal	75
Gross capital formation	74
Univ.-industry R&D collaboration	70

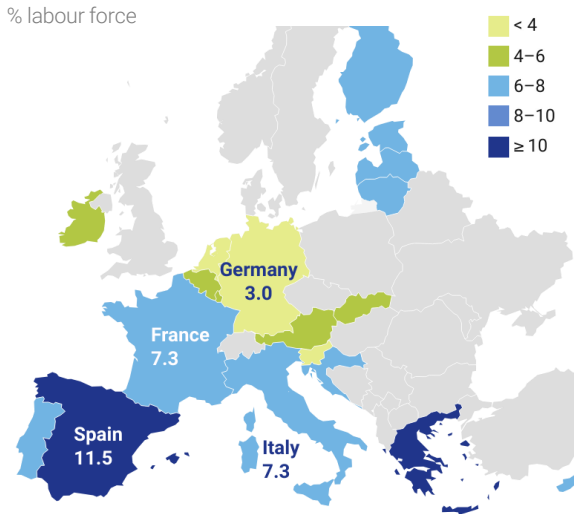
Ranking position

107
91
75
74
70

Unemployment in Europe (Eurostat)

Aug. 23

Eurozone – Total unemployment rate



EU-27

5.9%

labour force

14%

labour force < 25 y.

Eurozone

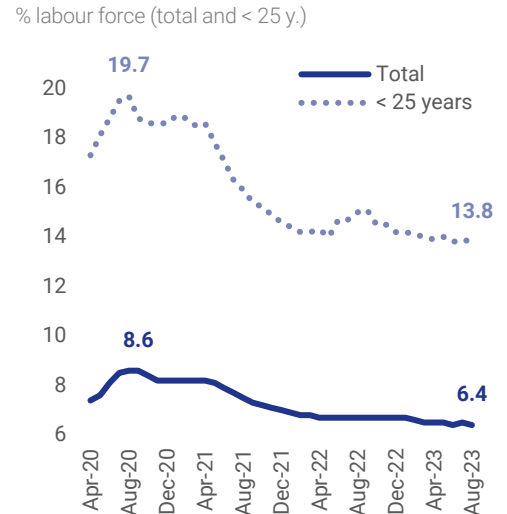
6.4%

labour force

13.8%

labour force < 25 y.

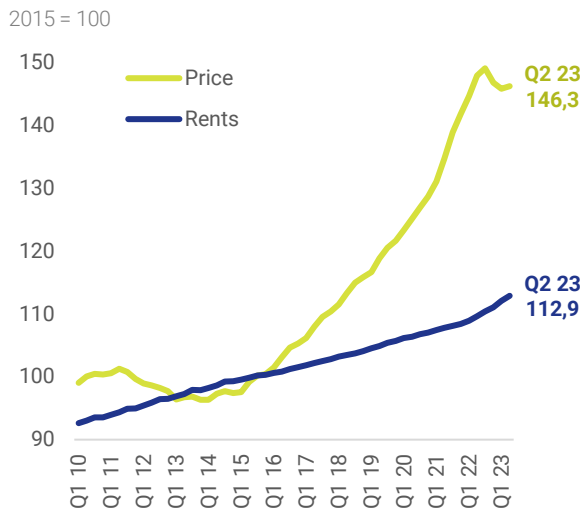
Eurozone – Total and <25 y. rate evolution



Housing prices and rents in the EU (Eurostat)

Q2 23

Housing price index and HICP real housing rent



Prices

+0.3%

quarterly

-1.1%

y-o-y

Rents

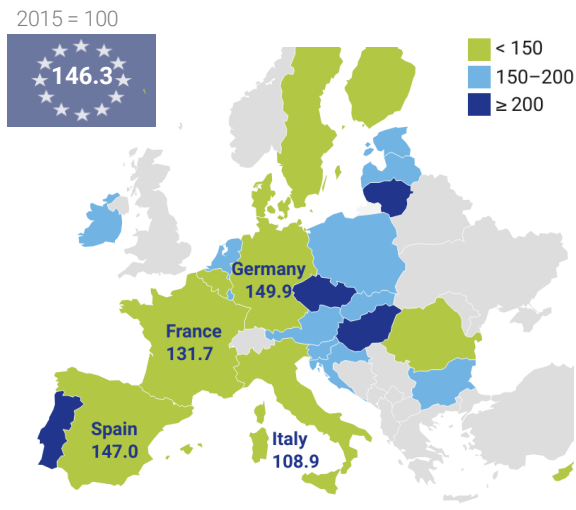
+0.7%

quarterly

+3.0%

y-o-y

Q2 23 house price index by country



Global activity of sovereign wealth funds (ICEX - IE)

2022

Global investment

95.2

bn \$

376

deals

Top 5	% of total deals	Top 5	% of total investment volume
US	31	US	58
India	15	UK	14
UK	7	India	8
China	6	Saudi Arabia	3
Singapore	4	Germany	3

Spain

2022

2.9 bn €

11 deals

Main sectors

- Real estate
- Technology