

## Corporate and household financing (Bank of Spain)

**Jul. 23**

Million € and % y-o-y change

### Companies

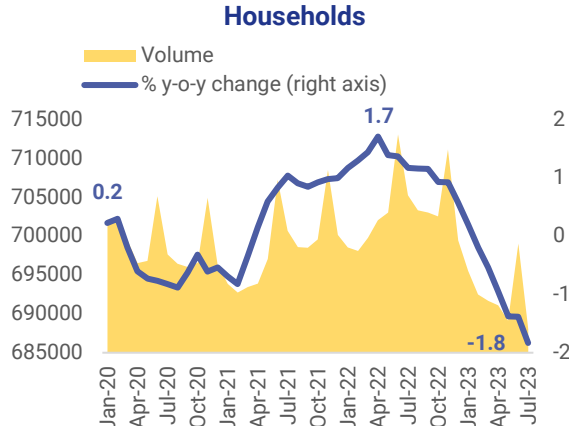
**-2.8%**

y-o-y

### Households

**-1.8%**

y-o-y



## Manufacturing and services PMI Spain (Investing/Markit)

**Aug. 23**

Value < 50: activity contraction / > 50: expansion

### Manufacturing

**46.5** points

**-3.4** points

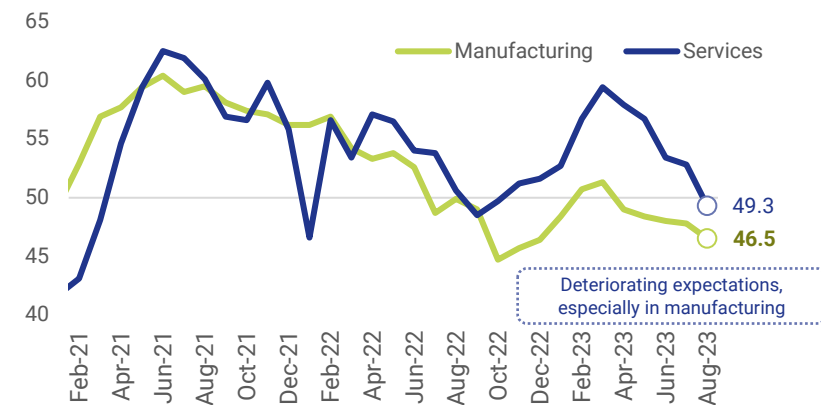
r/ Aug.22

### Services

**49.3** points

**-1.3** points

r/ Aug.22



**Services PMI**

- ▼ activity for the 1st time since Oct.22
- Decrease in new orders
- Weakest employment growth since Jan.23

## International tourist arrivals in Spain (INE)

**Jan.-Jul.23**

**47,628,867**

tourists

**x 1.3**

r/ Jan.-Jul.22

**-0.8%**

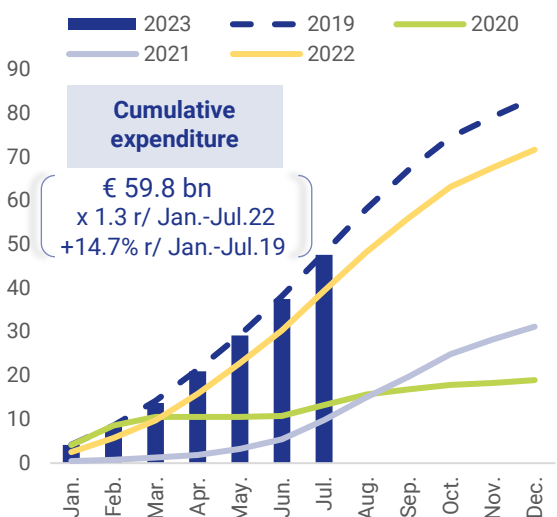
r/ Jan.-Jul.19

**Jul. 23**

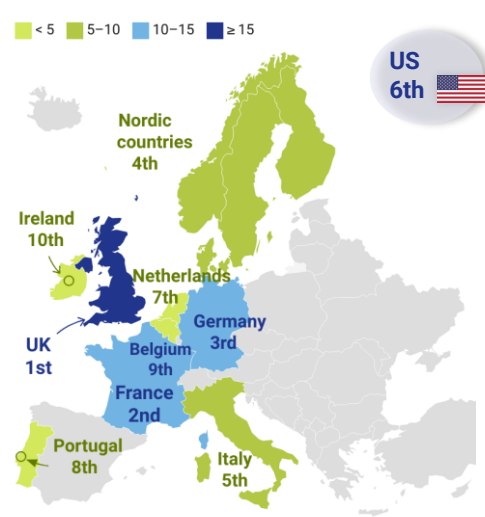
**10,131,579**

tourists

Millions of tourists accumulated Jan.-Jul.23



Cumulative % tourists Top 10 origin countries



# Manufacturing and services PMIs Eurozone and US (Markit)

Aug. 23

## Manufacturing



43.5 points

-6.1 p.

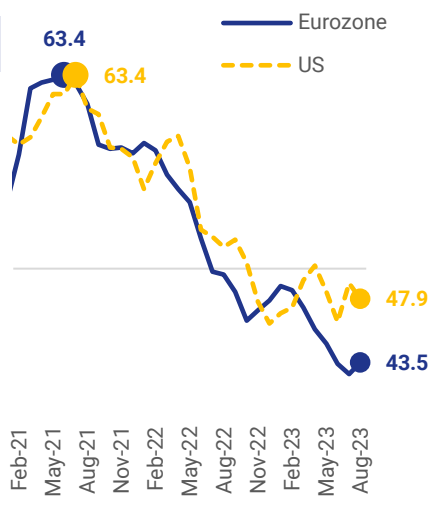
y-o-y



47.9 points

-3.6 p.

y-o-y



## Services



47.9 points

-1.9 p.

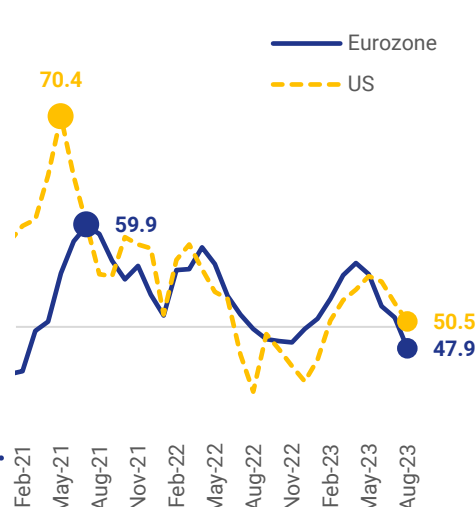
y-o-y



50.5 points

+6.8 p.

y-o-y



Value < 50: activity contraction / >50: expansion

# Industrial production prices in Europe (Eurostat)

Jul. 23

Eurozone

-0.5% monthly

-7.6% y-o-y



	Jul.23
Total	-7.6
Total exc. energy	1.6
Intermediate goods	-4.0
Energy	-24.2
Capital goods	4.7
Consumer durables	5.1
Non-durable consumer goods	7.6

## Major economies in the Eurozone

% y-o-y change

Jan-21 – Jul-23

Germany

0.4 to -5.8

Spain

1.0 to -8.4

France

0.4 to 0.9

Italy

-0.4 to -13.8

# EU-Russia trade (Eurostat)

Jun. 23

Destabilized data

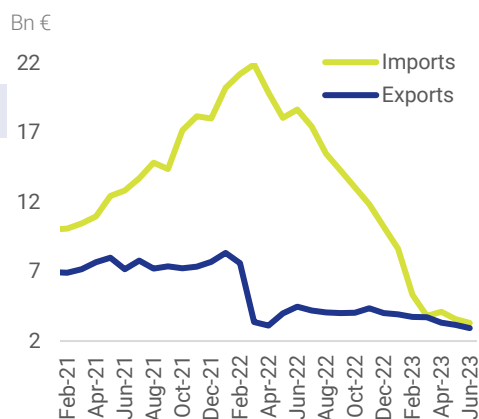
## Russia's share in

Imports extra-EU

1.7%

Exports extra-EU

1.4%



## ▼ deficit mainly due to ▼ energy imports

Trade balance. Bn €

Energy Total

