

Economic sentiment in EU-27 (Eurostat)

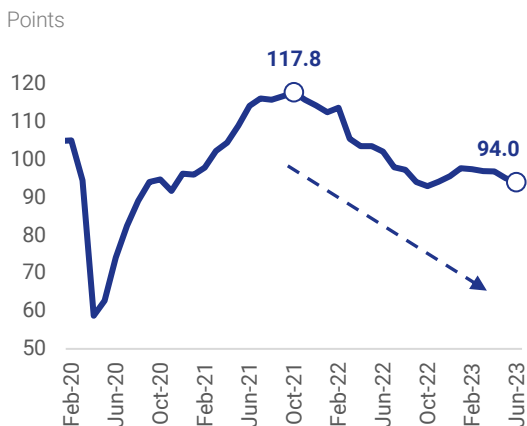
Jun. 23

94 points

-23.8

points r/ max
Oct. 21

Economic sentiment



Confidence indicator

Jan.20 – Jun.23



Investment in environmental protection in EU-27 (Eurostat)

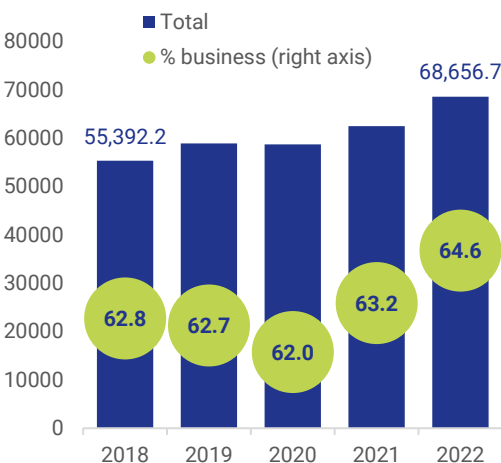
2022

68,656.7
million €

+9.8%
y-o-y

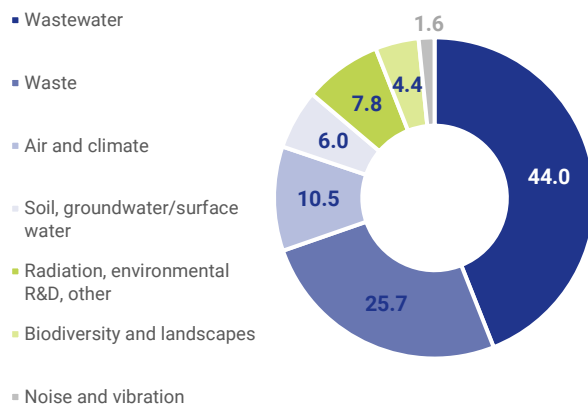
2.5%
s/ total EU
investment

Million €



By type of protection/management service

% of total investment



Industrial production prices in Europe (Eurostat)

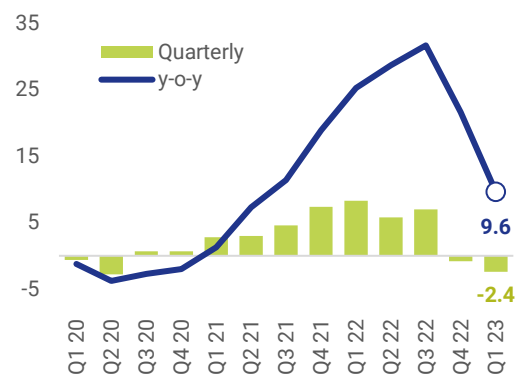
Q1 23

Eurozone

-2.4%
quarterly

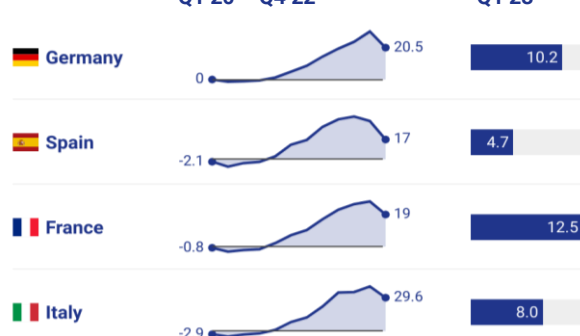
+9.6%
y-o-y

% change



Major Eurozone economies

% y-o-y change



Trade balance Japan (Ministry of Finance of Japan)

Jun. 23

Exports

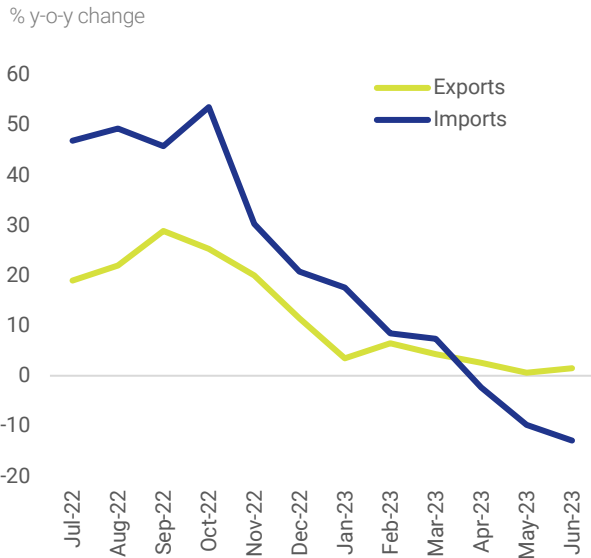
8,744,058 million ¥

+1.5% y-o-y

Imports


8,701,010 million ¥

-12.9% y-o-y



Top 10 export destinations

% of total exports



Pressures on global supply chains (NY Fed Reserve)

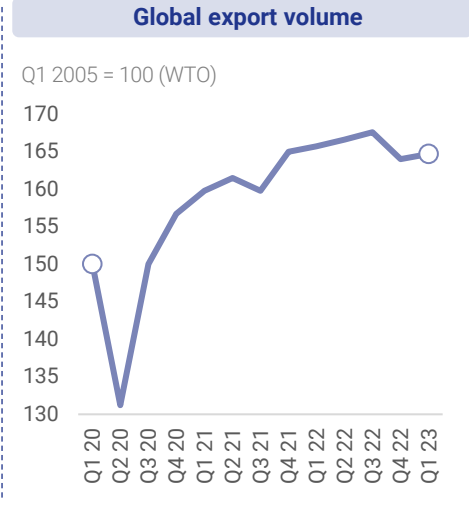
Jun. 23

Index

-1.2%

Global export volume (WTO)

+14.7 pp r/ Q1 20



Industrial sector in China (Investing)

Jun. 23

Production Index

+4.4% y-o-y

Manufacturing PMI

49 points

