

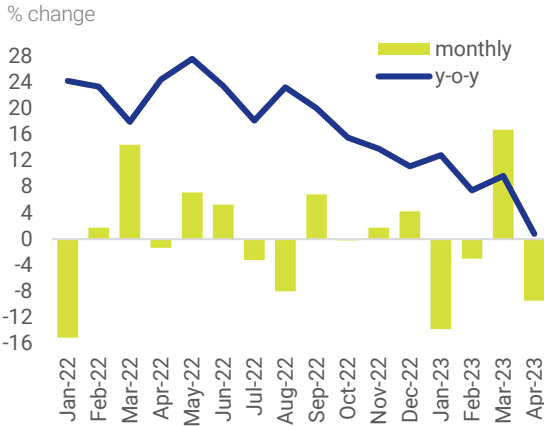
Turnover from market services in Spain (INE)

Apr. 23

Original series

-9.4%
monthly

+0.8%
y-o-y

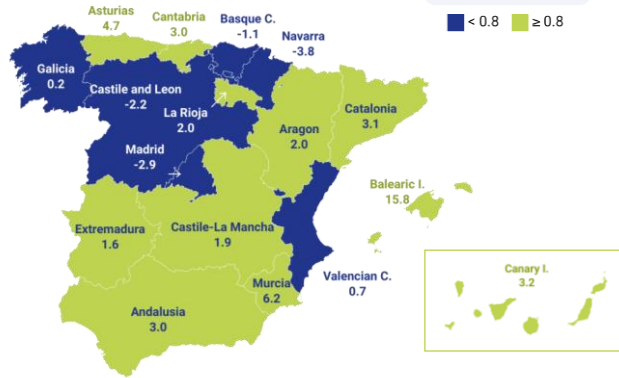


By regions

% y-o-y change; original series

National average
+0.8%

■ < 0.8 ■ ≥ 0.8



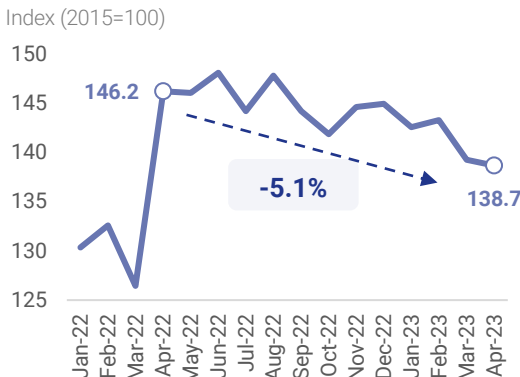
Industrial turnover in Spain (INE)

Apr. 23

Seasonally and calendar adjusted data

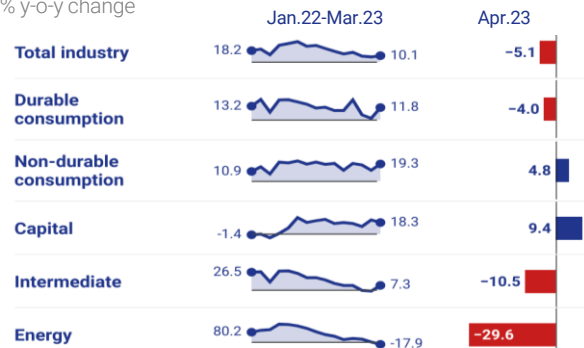
-0.4%
monthly

-5.1%
y-o-y



By type of product

% y-o-y change



Labour cost per worker in Spain (INE)

Q1 23

Labour cost*

2,897.87
€/worker/month

+6.2%
y-o-y

By sector and company size

Total labour cost worker/month; % y-o-y change

n. workers ↓	Total sectors			
	Total sectors	Industry	Construction	Services
Total	6.2	6.7	5.4	6.2
1-49	5.7	6.2	5.6	5.7
50-199	6.7	6.9	4.9	6.9
200 o +	6.2	5.8	2.6	6.2

Wage cost worker/month; % y-o-y change

n. workers ↓	Total sectors			
	Total sectors	Industry	Construction	Services
Total	6.0	6.4	4.9	6.0
1-49	5.2	6.4	5.2	5.0
50-199	6.7	6.3	4.6	7.0
200 o +	6.2	5.3	0.4	6.3

Labour cost by region

€/worker/month

	€	% y-o-y change
Madrid	3513.4	6.9
Basque C.	3334.1	5.0
Catalonia	3135.4	6.6
Navarra	3037.1	7.8
Spain	2897.9	6.2
Balearic I.	2776.3	11.2
Asturias	2737.5	1.3
Aragon	2707.7	5.0
Cantabria	2615.2	3.8
Valencian C.	2608.7	6.2
La Rioja	2585.6	6.3
Galicia	2556.1	5.3
Castilla and Leon	2555.5	5.8
Castile-La Mancha	2554.3	6.2
Andalusia	2528.7	5.6
Murcia	2503.0	5.5
Canary I.	2468.8	6.3
Extremadura	2260.4	5.0

Wage cost

2,126.63
€/worker/month

+6.0%
y-o-y

* Original series

Hourly labour costs in the Eurozone (Eurostat)

Q1 23

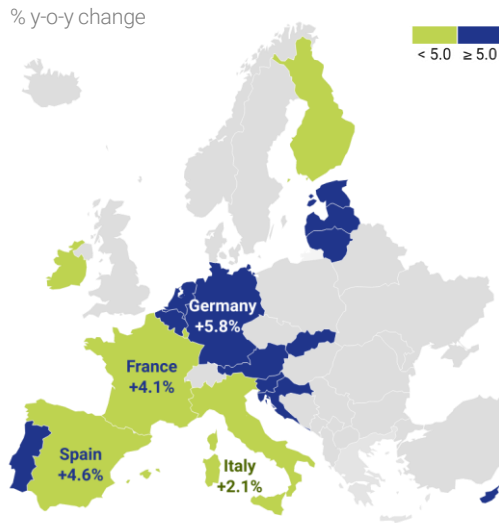
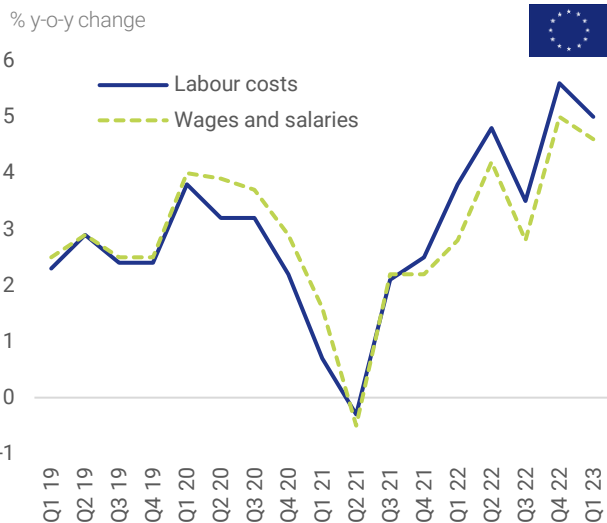
+5.0%
y-o-y

Salary

+4.6%
y-o-y

Non-salary

+6.2%
y-o-y



Industrial producer prices in Germany (Destatis)

May. 23

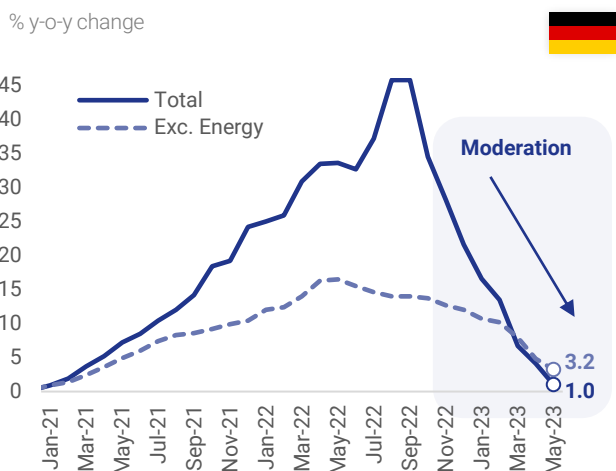
General

-1.4%
monthly

+1.0%
y-o-y

Exc. energy

+3.2%
y-o-y



By type of product

	y-o-y	monthly
Non-durable consumption	10.1	0.1
Durable consumption	7.9	0.2
Capital	6.5	0.2
General	1.0	-1.4
Intermediate	-2.3	-1.1
Energy	-3.3	-3.5

Industrial sector in Japan (M. Economy Japan and Markit)

Production index

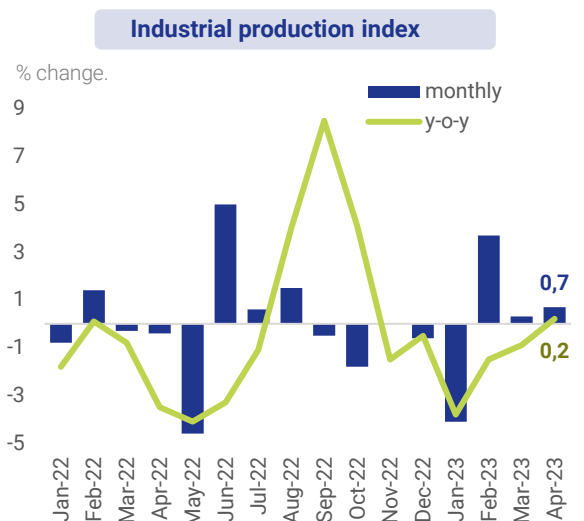
Apr. 23

+0.2%
y-o-y

Manufacturing PMI

May. 23

50.6
points



Manufacturing PMI

> 50 = activity expansion; < 50 = activity contraction

