

# Logistics Performance Index (LPI) 2023

## In data

AVERAGE GLOBAL LPI 2023

**3.0** points

(1 = low; 5 = high)

AVERAGE EU27 + UK 2023

**3.6** points

(1 = low; 5 = high)

SPAIN LPI 2023

**3.9** points

(1 = low; 5 = high)

SPAIN POSITION GLOBAL RANKING 2023

**13<sup>th</sup>**

among 139 countries

\* LPI: indicator of countries' ability to move goods across borders quickly and reliably

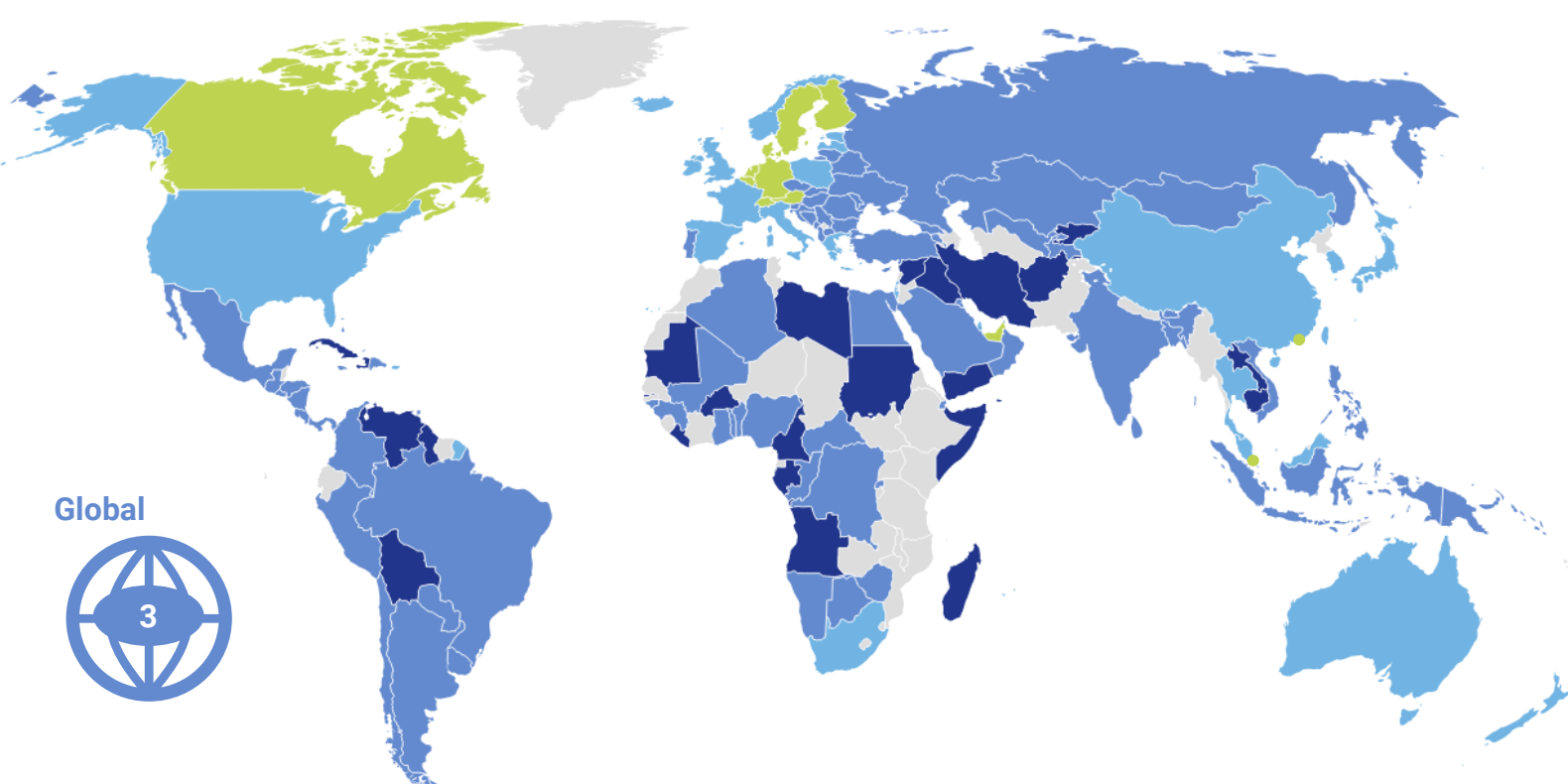
## Global logistics performance

"LOGISTICS IS VITAL TO INTERNATIONAL TRADE, AND TRADE IS, IN TURN, A POWERFUL ENGINE OF ECONOMIC GROWTH AND POVERTY ALLEVIATION" (Mona Haddad, WORLD BANK)

European dominance in the 2023 global ranking led by Singapore

Score 139 countries (1 = low; 5 = high)

< 2.5   2.5-3.5   3.5-4.0   ≥ 4.0



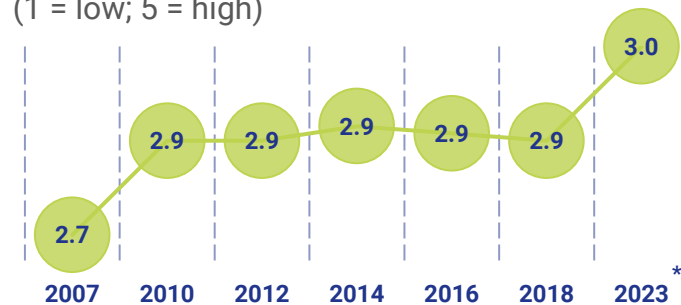
### Top 15 Global

1 <sup>st</sup>	Singapore	4.3
2 <sup>nd</sup>	Finland	4.2
3 <sup>rd</sup>	Denmark	4.1
3 <sup>rd</sup>	Germany	4.1
3 <sup>rd</sup>	Países Bajos	4.1
3 <sup>rd</sup>	Switzerland	4.1
7 <sup>th</sup>	Austria	4.0
7 <sup>th</sup>	Belgium	4.0
7 <sup>th</sup>	Canada	4.0
7 <sup>th</sup>	Hong Kong	4.0
7 <sup>th</sup>	Sweden	4.0
7 <sup>th</sup>	UAE	4.0
13 <sup>th</sup>	France	3.9
13 <sup>th</sup>	Japan	3.9
13 <sup>th</sup>	Spain	3.9

THE RECENT SUPPLY CHAIN CRISIS DID NOT SUBSTANTIALLY ALTER THE LPI PATTERN

Average LPI score stable in 2023, despite a more difficult operating environment

Average score 139 countries in 2023 (1 = low; 5 = high)



\* IDL 2023 does not evaluate 20 countries that it did analyze in 2018 that had an average score of 2.4, making it difficult to compare the bottom of the ranking and partly raising the average score

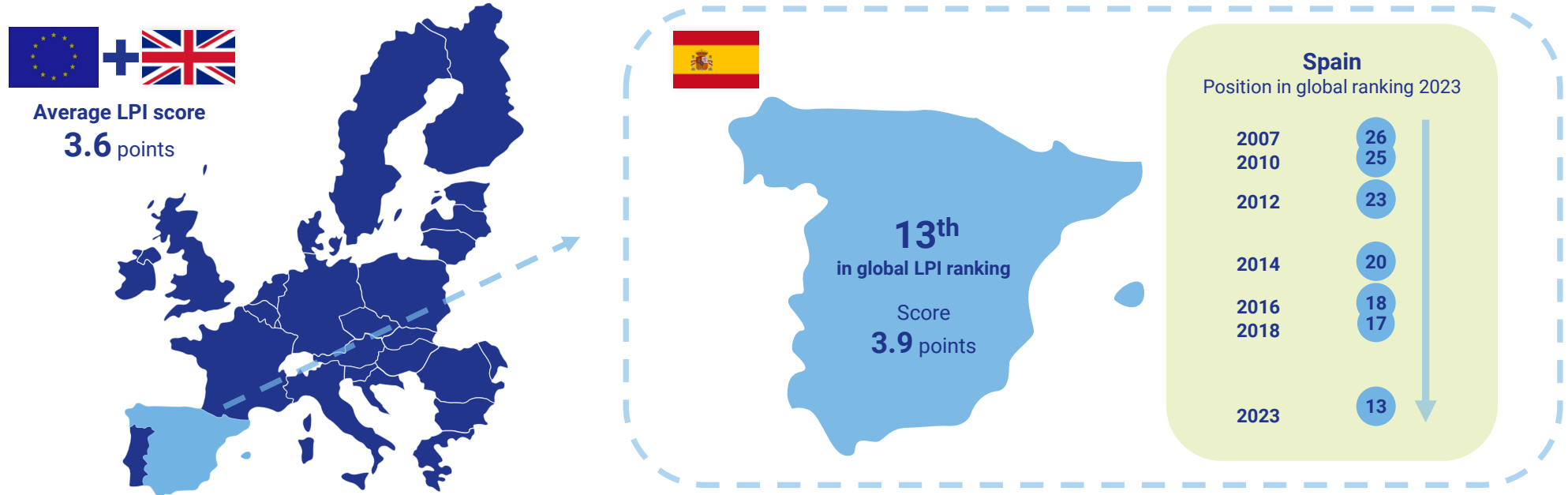
### 6 LPI pillars (average score) - Top 3 in 2023

Regulation

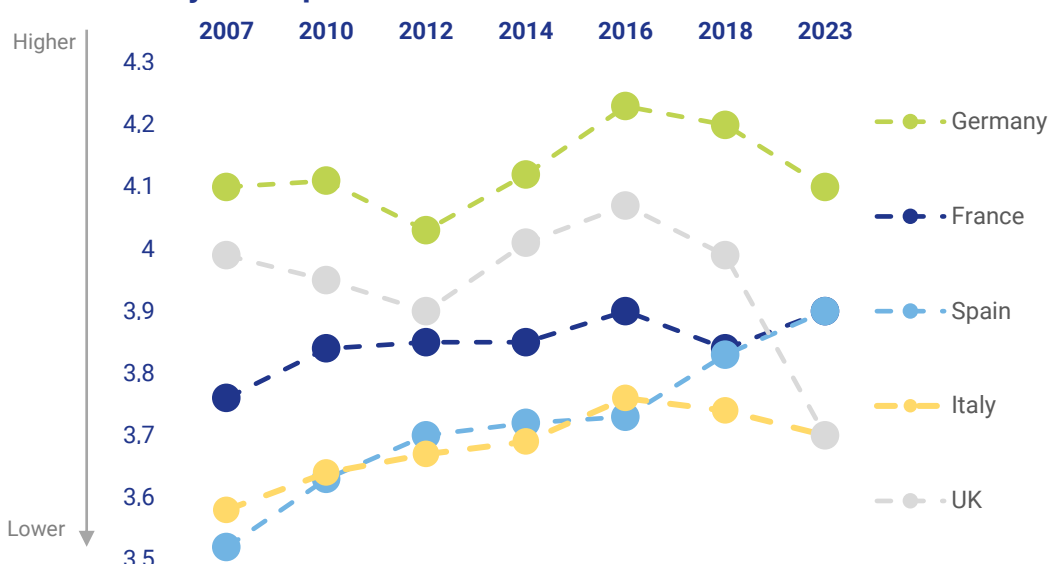
Pillar	Country	Score
Customs (2.8)	Singapore	4.2
	Denmark	4.1
	Suiza	4.1
Infrastructure (2.9)	Singapore	4.6
	Switzerland	4.4
	Canada	4.3
Competence and Quality (3)	Singapore	4.4
	Switzerland	4.3
	Finland	4.2
International Shipments (2.9)	Finland	4.1
	Singapore	4.0
	Hong Kong	4.0
Timeliness (3.2)	Singapore	4.3
	Finland	4.3
	Austria	4.3
Tracking and Tracing (3.1)	Singapore	4.4
	Denmark	4.3
	Finland	4.2

## Situation in Spain

SPAIN, 13<sup>TH</sup> IN THE RANKING WITH 3.9 POINTS, 3 TENTHS MORE THAN THE EU27 + UK AVERAGE. THE TIMELINESS AND TRACKING AND TRACING PILLARS SCORED 4 TENTHS OF A POINT ABOVE THE AVERAGE IN EACH CASE



### Score for major European economies



### Comparison by pillars Spain - EU27 + UK

Score (1 = low; 5 = high)

