

Industrial Prices Index (IPRI) (INE)

Mar. 23

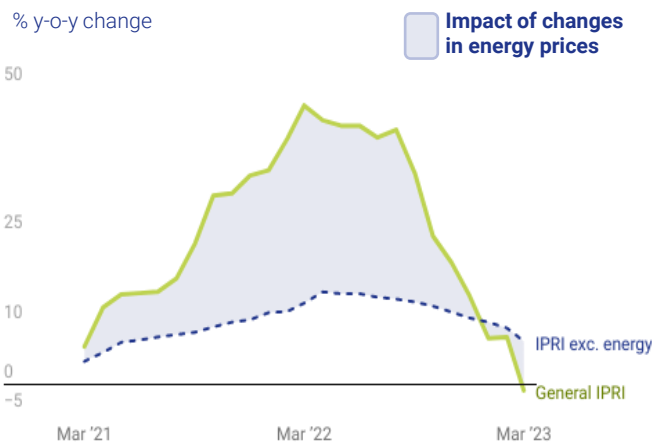
General IPRI

-2.2%
monthly

-1.0%
y-o-y

IPRI exc. energy

+7.3%
y-o-y



By type of goods

% y-o-y change

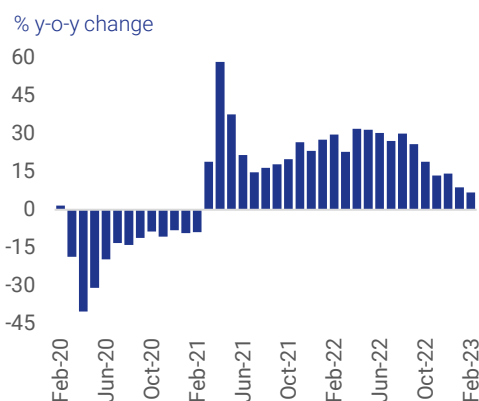
	Mar-22	Mar-23
Consumption	8.5	12.7
Durable consumption	7.4	4.1
Non-durable consumption	8.6	13.2
Capital goods	5.1	4.2
Intermediates	22.7	3.5
Energy	136.5	-15.9

Business Turnover Index* Spain (INE)

Feb. 23

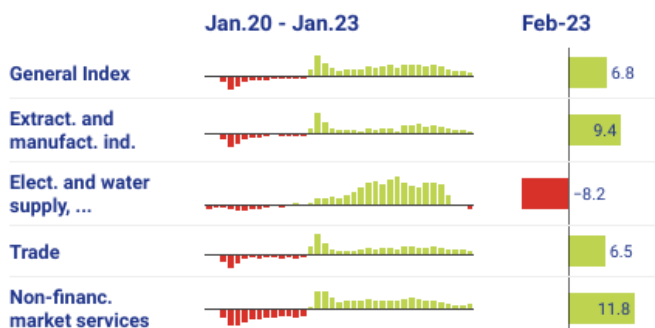
+0.4%
monthly

+6.8%
y-o-y



By sector

% y-o-y change



* Turnover. Data adjusted for seasonal and calendar effects

Hotel overnight stays (INE)

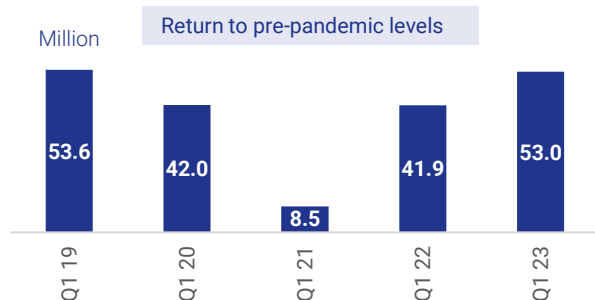
Q1 23

53 million

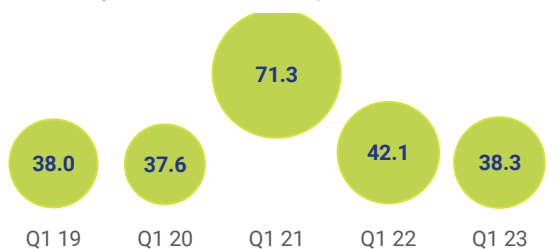
+26.6%

y-o-y

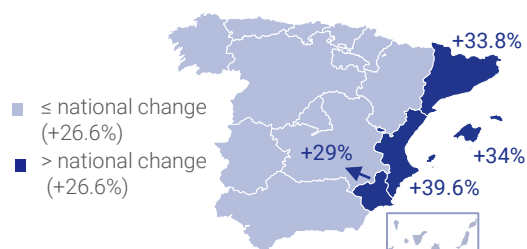
-1.1%
r/ Q1 2019



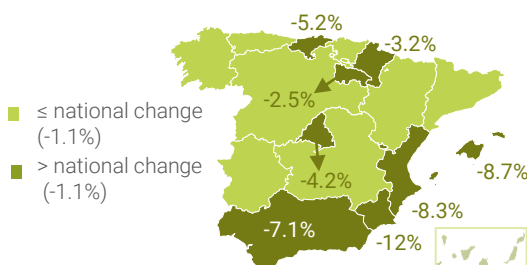
% overnights of residents of Spain



% change Q1 22 - Q1 23



% change Q1 19 - Q1 23



Manufacturing and services PMIs Eurozone and USA (Markit)

Apr. 23

Manufacturing



45.5 points

-10 p.

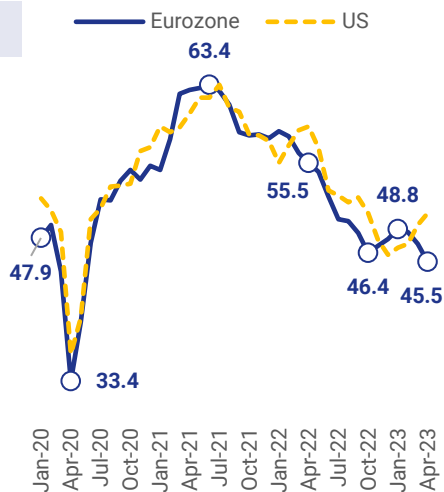
y-o-y



50.4 points

-8.8 p.

y-o-y



Services



56.6 points

-1.1 p.

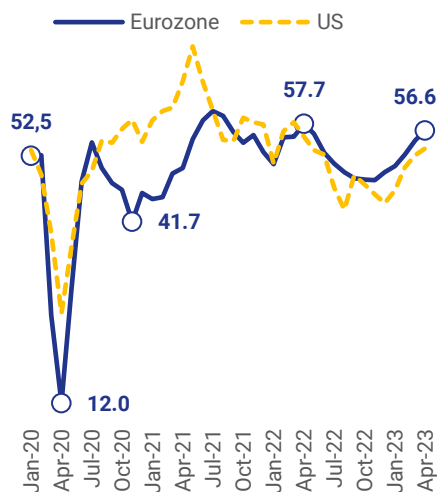
y-o-y



53.7 points

-1.9 p.

y-o-y



* Value => >50 indicates expansion of activity and <50 contraction

Ifo business confidence index Germany (Ifo Institute)

Apr. 23

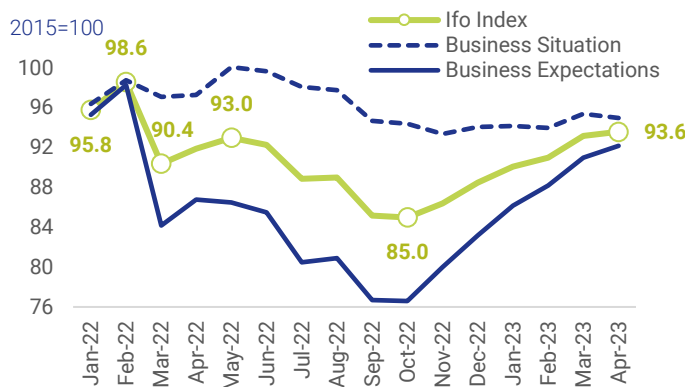
93.6 points

+0.4 p.

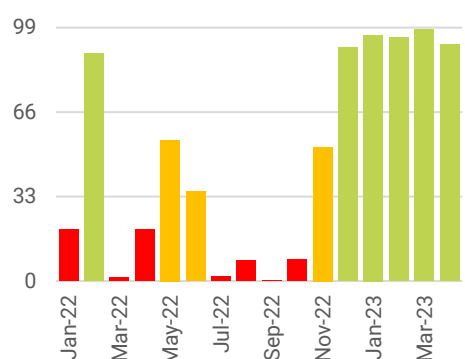
monthly

+1.7 p.

y-o-y



% probability expansion (>66) / contraction (<33)



Exports of medicines and pharmaceuticals EU (Eurostat)

2022

Exports extra-EU

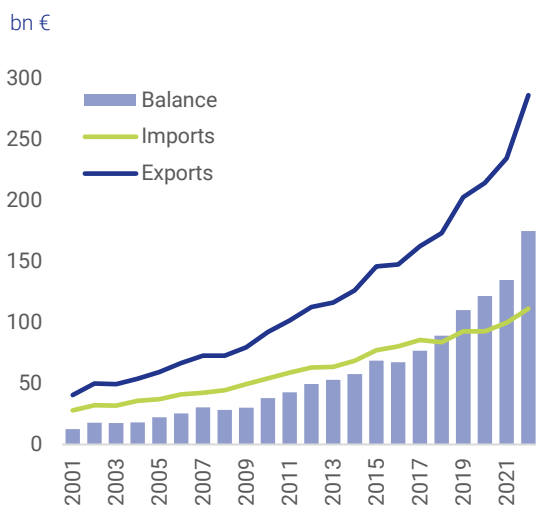
€ 287 bn

+22%

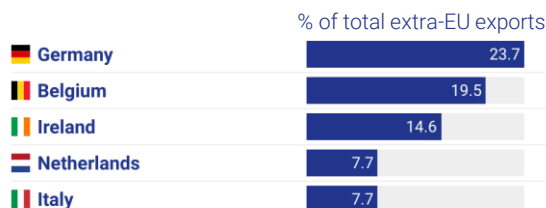
y-o-y

5.7 times

2002 level



Top 5 extra-EU exporting countries



Main export destinations

