

## Industrial price index Spain (INE)

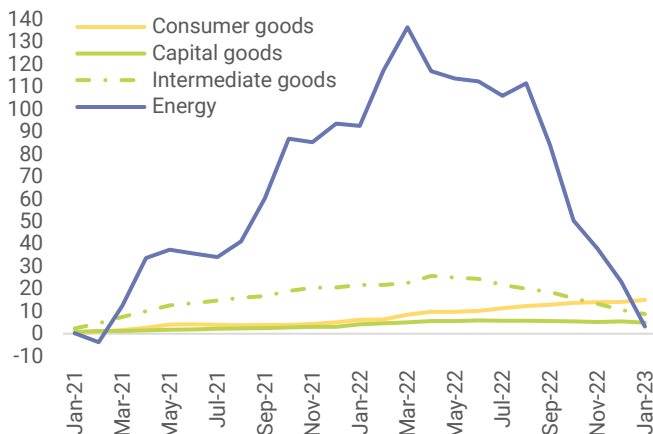
**Jan. 23**

% y-o-y change

**Total industry**

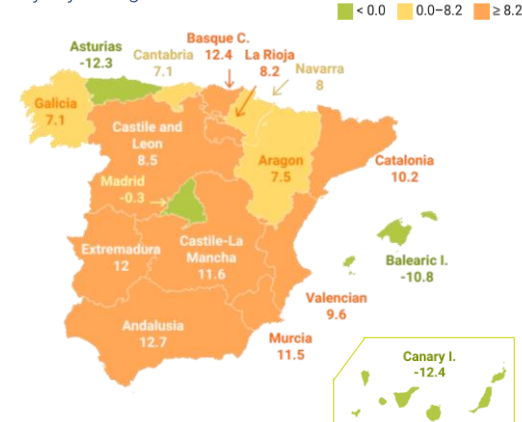
-2%  
monthly

+8.2%  
y-o-y



### Total industry by regions

% y-o-y change



## Business turnover index\* Spain (INE)

**Dec. 22**

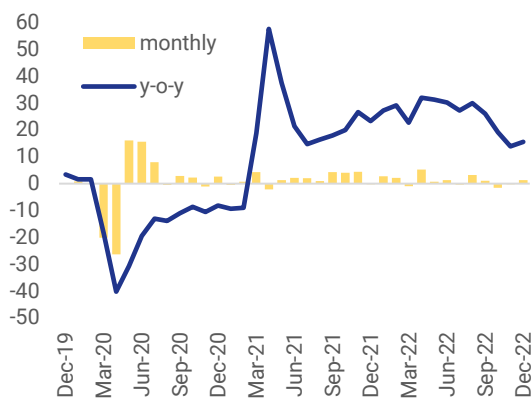
% change

+1.3%  
monthly

+15.6%  
y-o-y

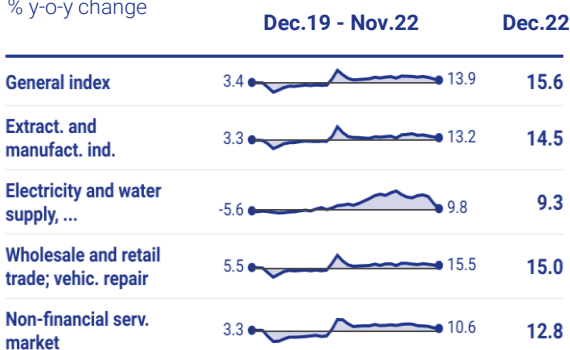
**2022**

+25%  
y-o-y



### By setor

% y-o-y change



\* Data adjusted for seasonal and calendar effects

## Spain CPI Advance (INE)

**Feb. 23**

% y-o-y change

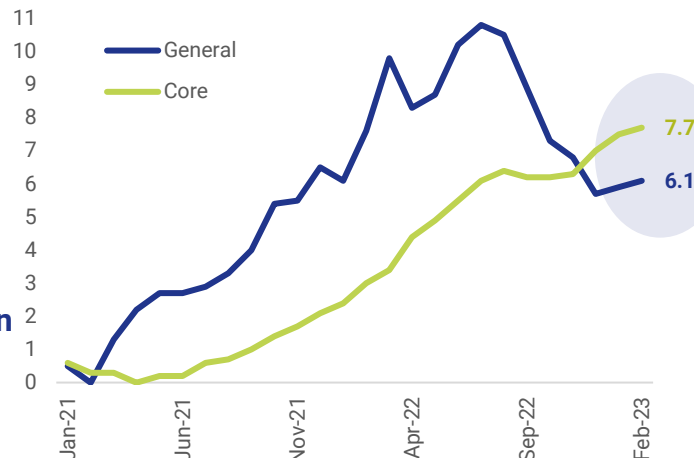
**General**

1%  
monthly

6.1%  
y-o-y

**Core inflation**

7.7%  
y-o-y



**+ contribution to price ▲ Feb. 23**

### Electricity

▲Feb. 23 vs. ▼Feb. 22

### Food and non-alcoholic beverages

▲Feb. 23 > ▲Feb. 22

**- contribution to price ▲ Feb. 23**

### Fuels and lubricants

▼Feb. 23 vs. ▲Feb. 22

### Combined passenger transportation

▼Feb. 23 vs. ~Feb. 22

# Economic sentiment in the Eurozone (European Commission)

Feb. 23

99.7 p

-0.1 p

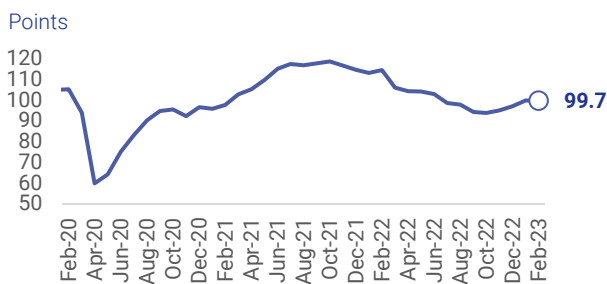
r/ Jan.23

+39.8 p

r/ min. Apr.20

-19 p

r/ max. Oct.21

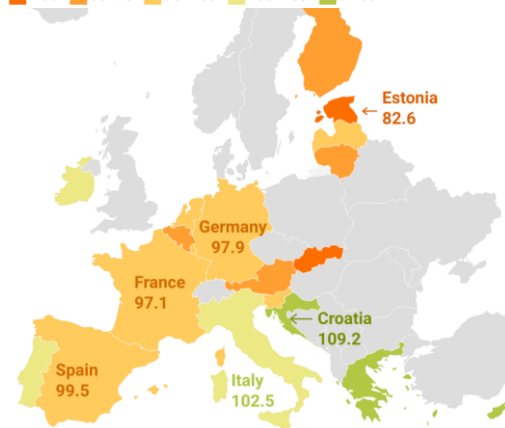


Slowdown in recovery due to lower confidence in industry and services compared to Jan.23



By countries

Points  
 < 85 85-95 95-100 100-105 ≥ 105



\* Ireland: data Jan.23

# Loans to non-financial corporations Eurozone (ECB)

Jan. 23

5.14 tr€

6.1%

y-o-y

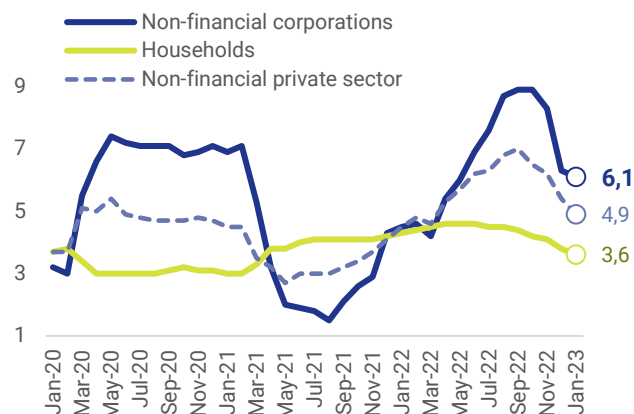
+1.6 pp

r/ Jan. 22

0%

monthly

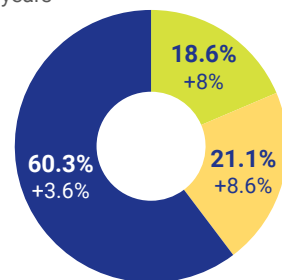
% y-o-y change



Loans to non-financial corporations by maturity

% of total and % y-o-y change

- Up to 1 year
- More than 1 and up to 5 years
- More than 5 years



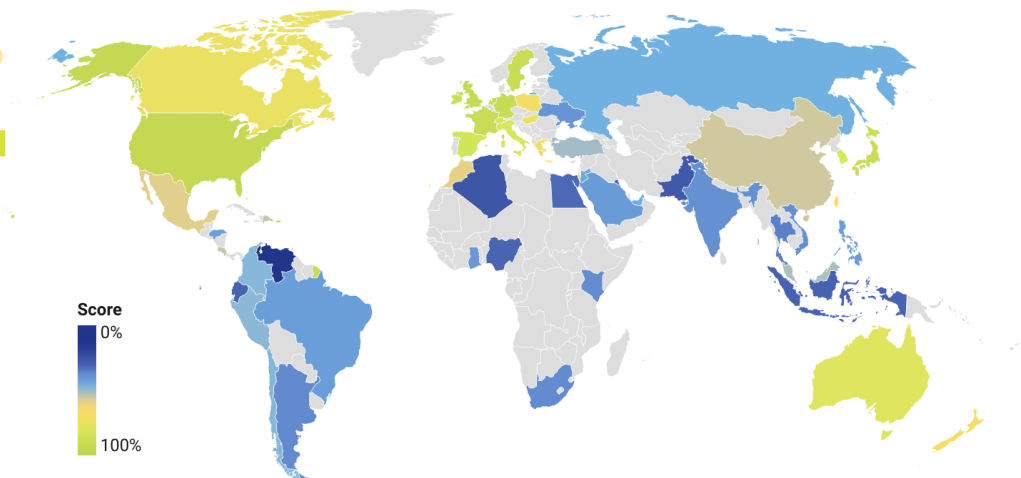
# International Intellectual Property Index 2022 (US Chamber)

2022

Global average → 55.72%

Top 10 (of 55 countries)

1	US	95.5%
2	UK	94.1%
3	Germany	92.5%
4	Sweden	92.1%
5	France	92.1%
6	Japan	91.3%
7	Netherlands	90.7%
8	Ireland	88.8%
9	Switzerland	86.0%
10	Spain	85.9%



\* The indicators included in the index define the optimal ecosystem for the protection and enforcement of intellectual property rights