

Export/import prices industry Spain (INE)

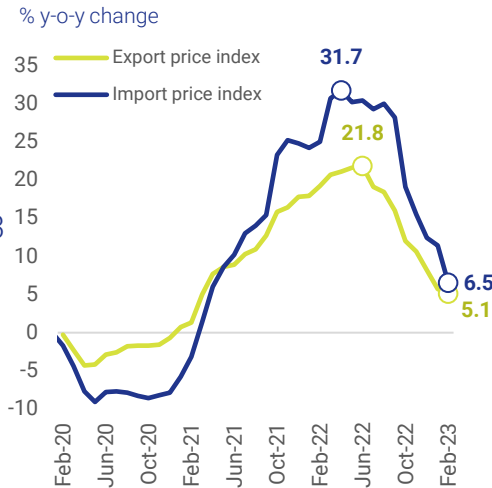
Feb. 23

Export
+5.1%
y-o-y

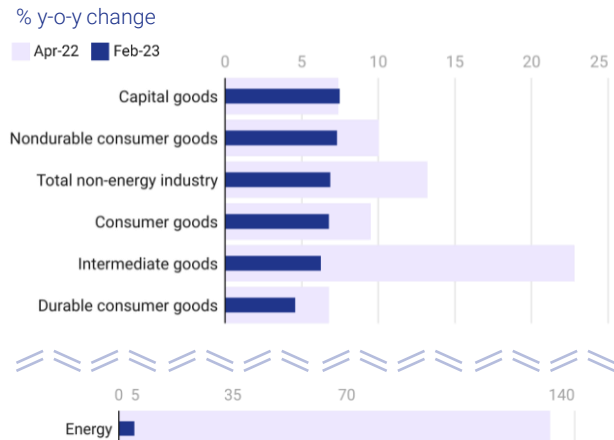
-0.6 pp r/ Jan.23

Import
+6.5%
y-o-y

-5 pp r/ Jan.23



Import prices by type of goods



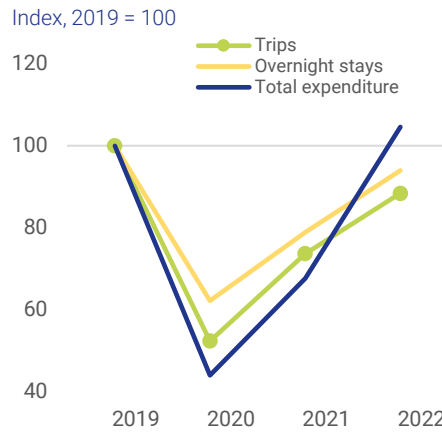
Residents travel survey Spain (INE)

2022

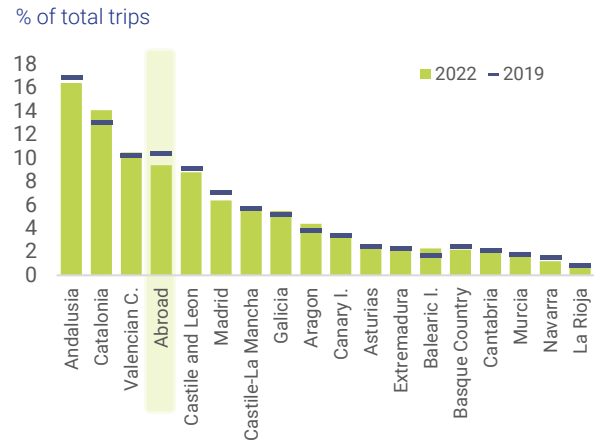
Trips
+19.9%
y-o-y

Overnight stays
+19.1%
y-o-y

Expenditure
+54.6%
y-o-y



Travel destination by region



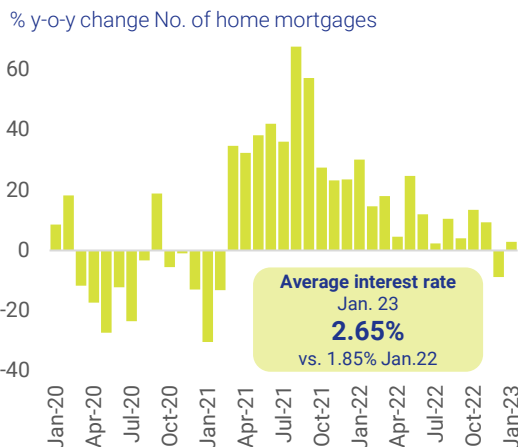
Home mortgages statistics Spain (INE)

Jan. 23

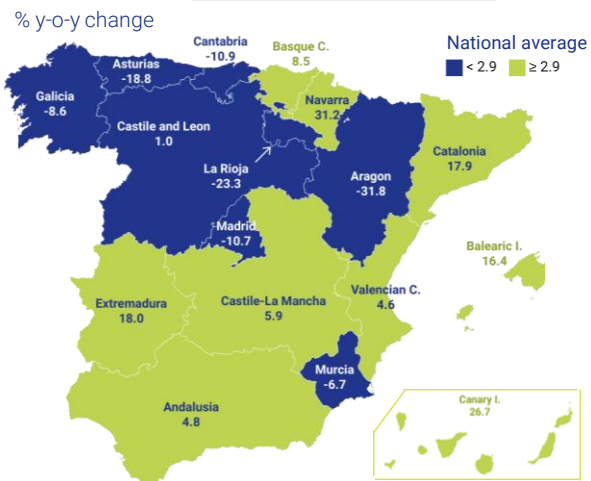
Number
37,435
+2.9%
y-o-y

Average amount
€ 142,654

+1.3%
y-o-y



Mortgages by region



Business climate Germany (Ifo Institute)

Mar. 23

Ifo Business Climate Index

93.3p

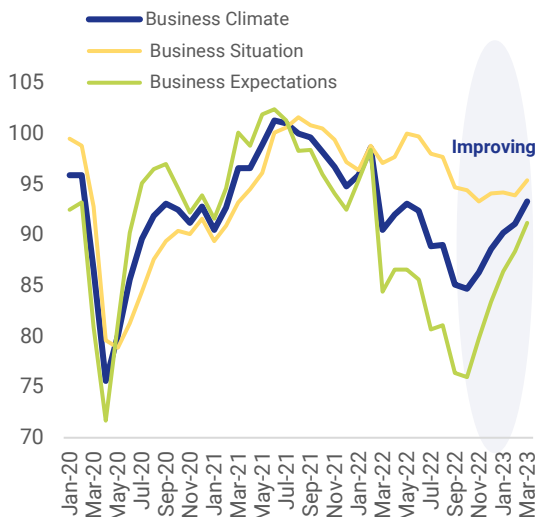
Situation

95.4p

Expectations

91.2p

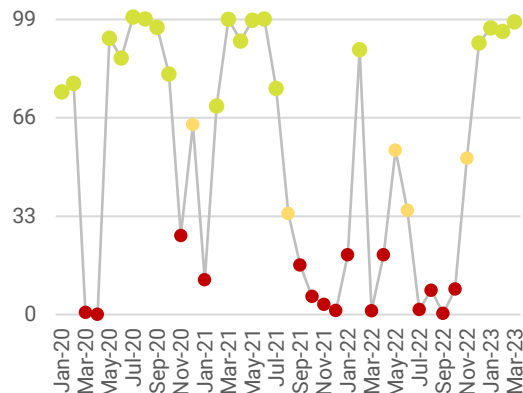
Index, 2015 = 100



Ifo Business Cycle Stoptlight

Monthly probability

- 66% → expansion (green)
- ≤66 - ≥33 → uncertainty (yellow)
- < 33% → contraction (red)



EU imports of crude oil from Russia (Eurostat)

Jan. 23

8,530.6

thousands barrels

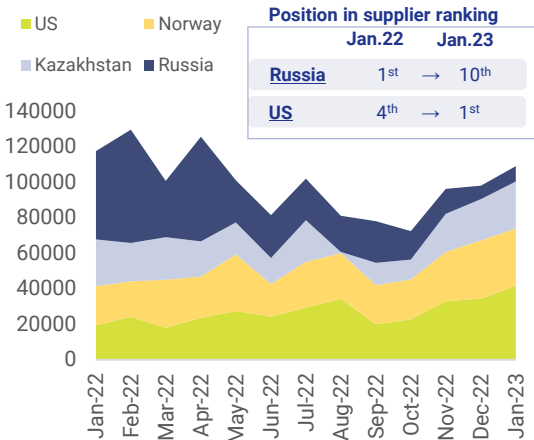
-82.8%

y-o-y

4%

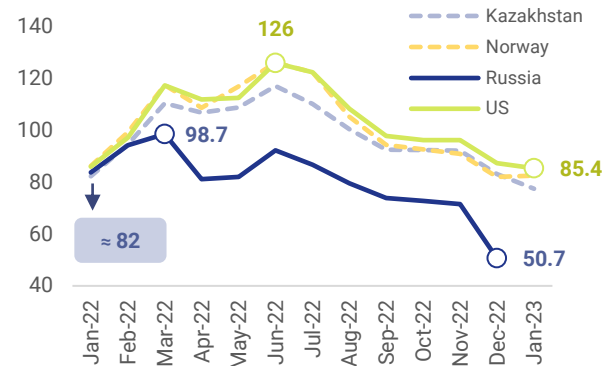
of total EU crude oil imports (> 25% Jan.22)

Thousands barrels Top 3 suppliers + Russia



Price volatility following the outbreak of war in Ukraine

\$/barrel, 4 main types of crude oil imported into the EU



US monthly trade balance of goods (US Census Bureau)

Feb. 23

Deficit

\$ 91,626 M

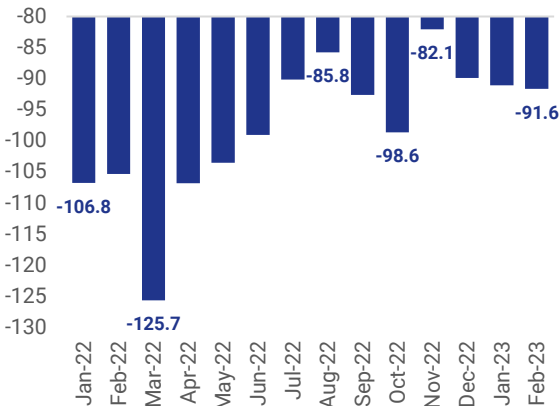
+0.6%

monthly

-13%

y-o-y

Billions of \$



By type of product

% monthly change Feb.23

	Exports	Imports
Total	-3.8	-2.3
Foods, Feeds & Beverages	-0.8	-3.4
Industrial Supplies	-4.2	-0.7
Capital goods	-2.5	0.7
Automotive Vehicles, etc.	-11.9	-7.1
Consumer goods	-4.6	-5.6
Other goods	4.5	7.6

* Seasonally and calendar adjusted data