

# Corruption Perception Index (CPI) 2022

## In data

COUNTRIES WITH THE HIGHEST PERCEPTION OF CORRUPTION\*

2/3

of 180 countries

GLOBAL AVERAGE SCORE

43 points

out of 100

AVERAGE SCORE WESTERN EUROPE & EU

66 points

23 points better than the global average

POSITION OF SPAIN IN GLOBAL RANKING

35<sup>th</sup>

with 60 points

\* Score < 50 out of 100, where 100 indicates the lowest level of perception of corruption

## Perception of corruption in the public sector 2022

IN THE CURRENT CONTEXT OF UNCERTAINTY, COUNTRIES THAT DO NOT ADDRESS THEIR CORRUPTION PROBLEMS AGGRAVATE THEIR EFFECTS AND CONTRIBUTE TO DEMOCRATIC DECLINE

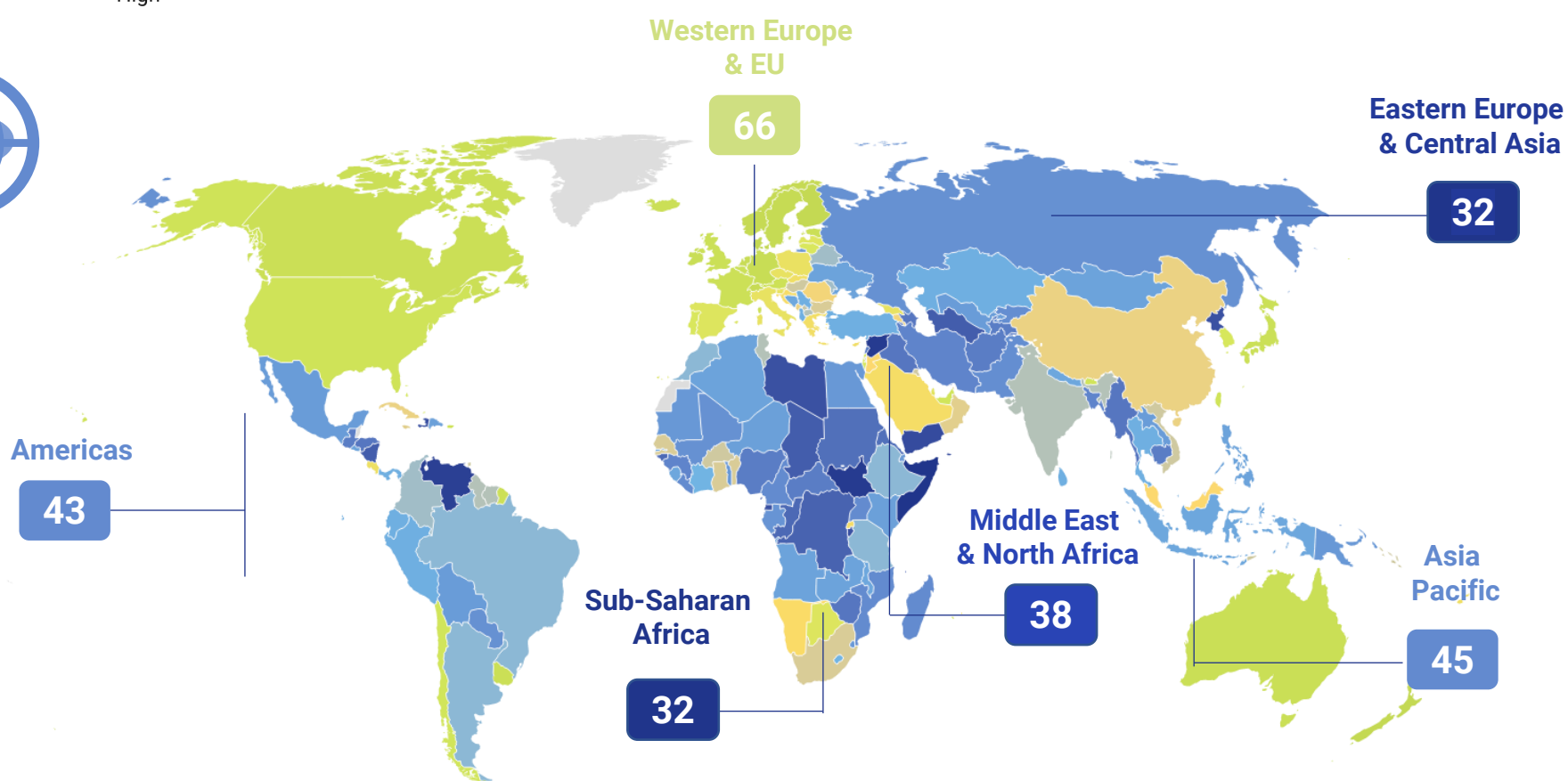
The global average for the degree of corruption in the public sector remains at 43 points out of 100

Score 180 countries and average score by region

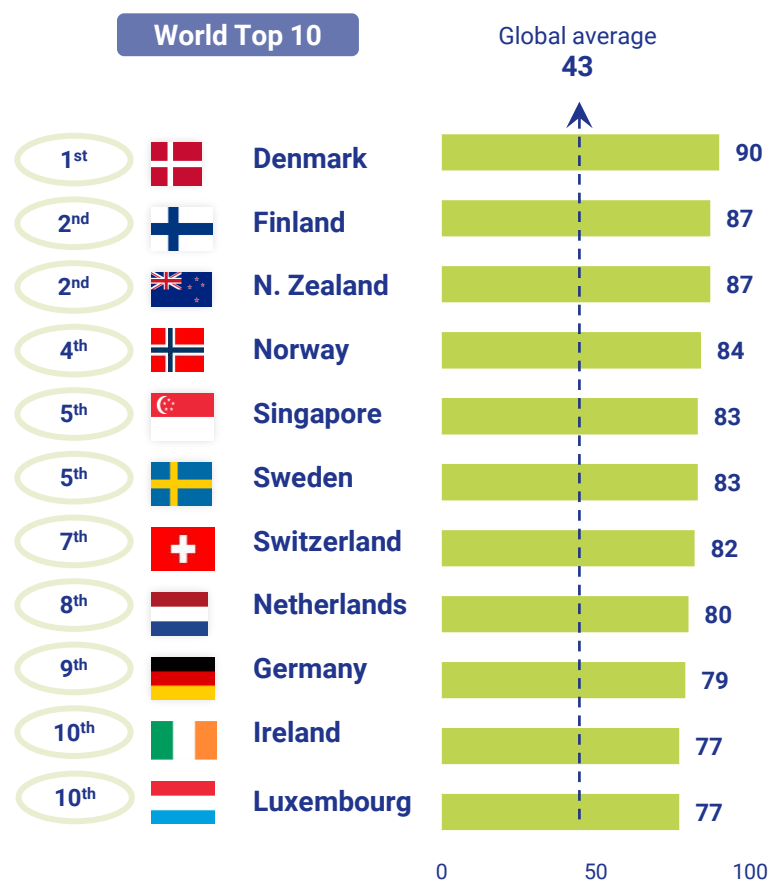
Perception of corruption



Global

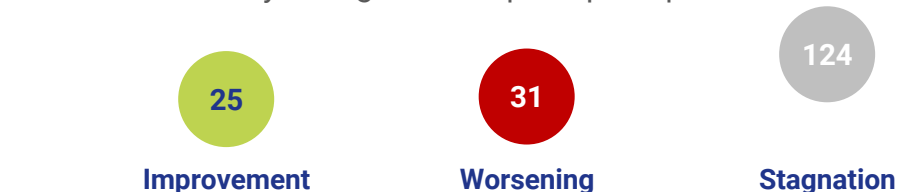


### European countries leading the Top 10 of the lowest perceived corruption



### In the last decade, corruption perception levels stagnated or worsened in 86% of the countries analyzed

No. of countries by change in corruption perception level




### In the last 5 years only 5 countries have significantly reduced their corruption perception levels



## Perception in Spain

SPAIN, WITH 60 POINTS, IS 35<sup>TH</sup> IN THE GLOBAL RANKING AND 18<sup>TH</sup> AMONG THE 31 EUROPEAN COUNTRIES ANALYZED



### Corruption perception is below its pre-pandemic level in the UK, Spain and Germany

