

Industrial production index Spain (INE)

Dec. 22*

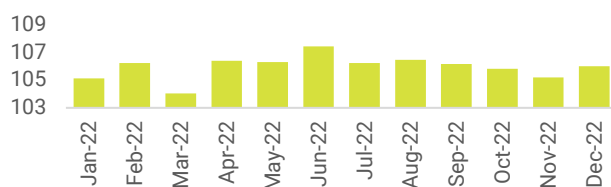
+0.8%
monthly

+0.6%
y-o-y

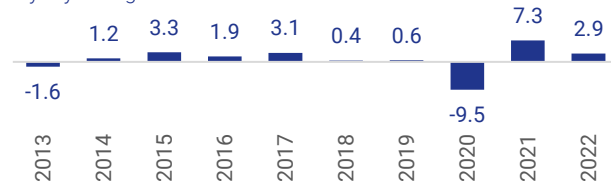
2022*

+2.9%
y-o-y

Index 2015 = 100

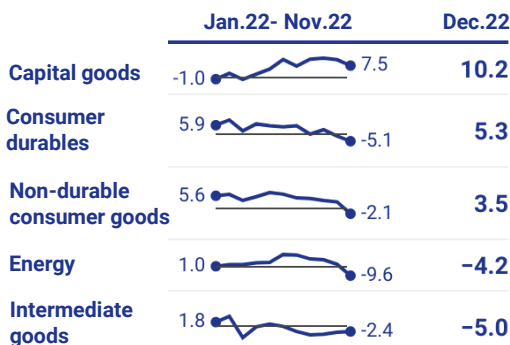


% y-o-y change



By type of product

% y-o-y change



* Data adjusted for seasonal and calendar effects

Services PMI Spain (Markit)

Jan. 23

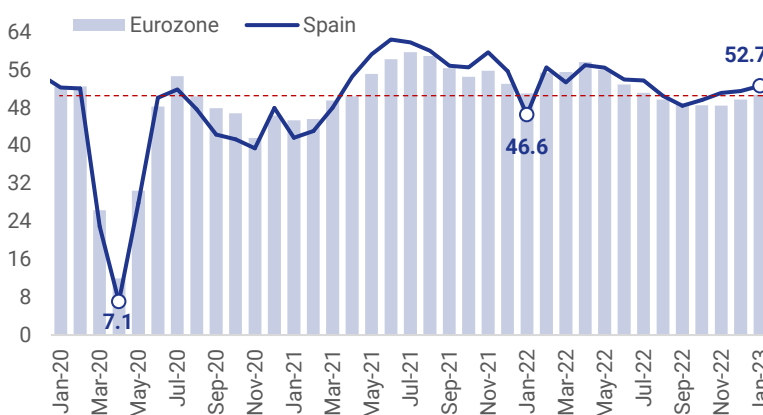
Spain

52.7 points
+6.1 p.
y-o-y

Eurozone

50.8 points
-0.3 p.
y-o-y

Points > 50: contraction of economic activity;
>50: expansion of activity



Germany **50.7 points**

▼ 1.5 p.y-o-y

France **49.4 points**

▼ 3.7 p.y-o-y

Italy **51.2 points**

▲ 2.7 p.y-o-y

UK **48.7 points**

▼ 5.4 p.y-o-y

US **46.8 points**

▼ 4.4 p.y-o-y

China **52.9 points**

▲ 1.5 p.y-o-y

Sustainable financing in Spain (Spanish Stock Exchanges and Markets)

2022

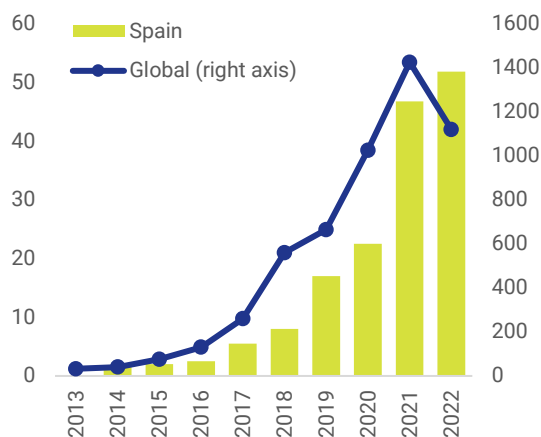
Bonds

€21.8 bn
-24%
y-o-y

Loans and credits

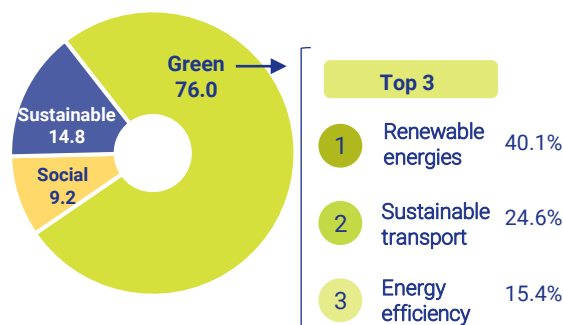
€30.1 bn
+64%
y-o-y

Bonds + Loans; bn €



Distribution of bonds by use of funds

Spain; % of total



Retail trade in the EU (Eurostat)

Dec. 22

EU

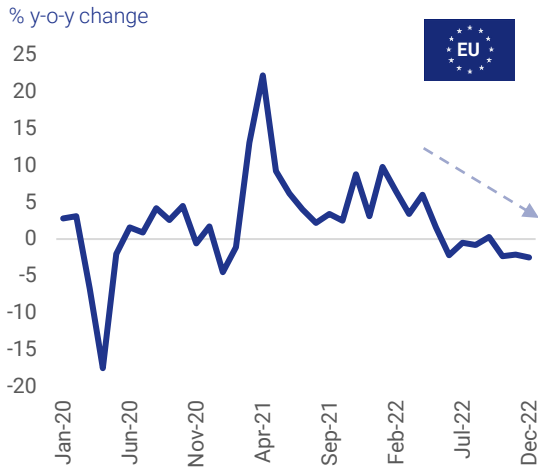
-2.6%
monthly

-2.5%
y-o-y

Eurozone

-2.7%
monthly

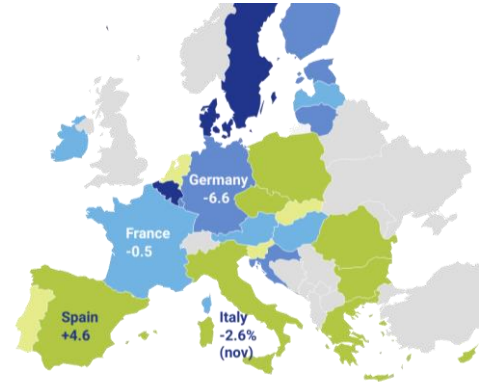
-2.8%
y-o-y



By country

% y-o-y change

■ <-7 ■ -7--4 ■ -4-0 ■ 0-3 ■ ≥3



Production index⁽¹⁾ Germany (Destatis)

Dec. 22*

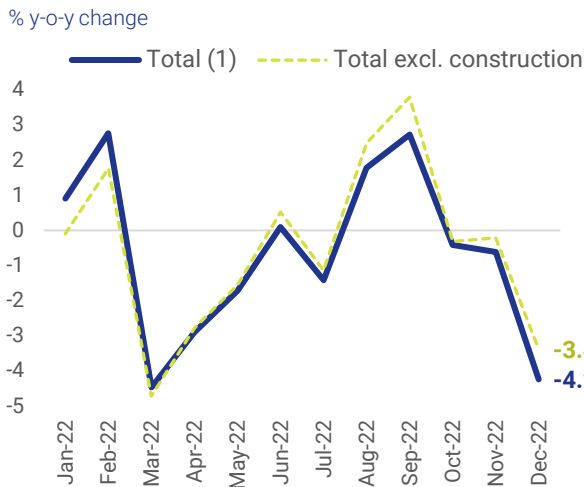
-3.1%
monthly

-4.2%
y-o-y

2022*

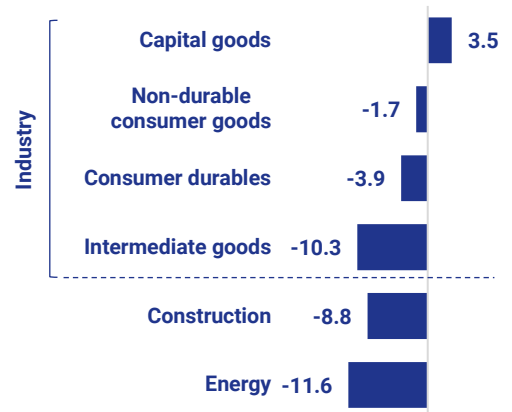
-0.6%
y-o-y

-5%
vs. 2019



By type of product Dec.22*

% y-o-y change



(1) Includes industry, construction and energy

* Provisional actual data adjusted for seasonal and calendar effects

Foreign trade in goods and services US (BEA)

2022*

Deficit

\$ -948.1 bn

+12.2%

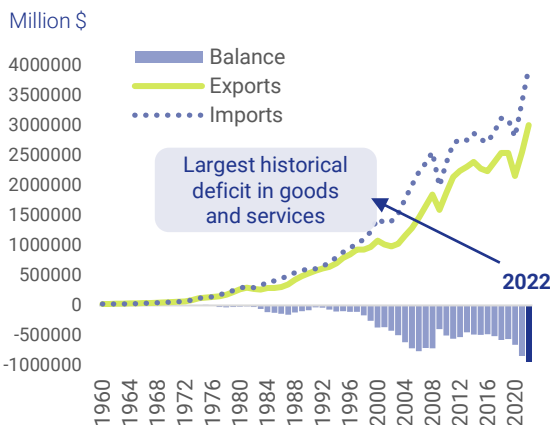
y-o-y

Goods

+9% y-o-y

Services

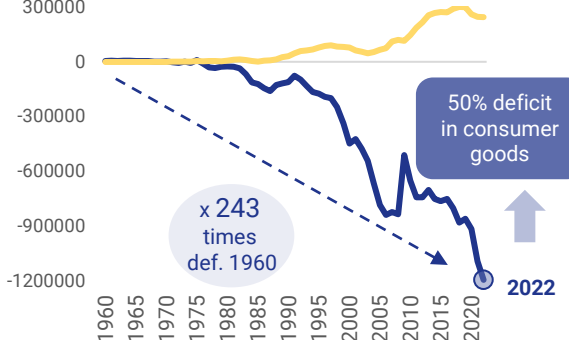
-0.6% y-o-y



Historical max. goods trade deficit

Million \$

— Goods — Services



* Data adjusted for seasonal and calendar effects