

Foreign trade of goods Spain (M. Industry, Trade and Tourism)

Jan.-Nov. 22

Exports

€ 357,111.2 M

+23.6%

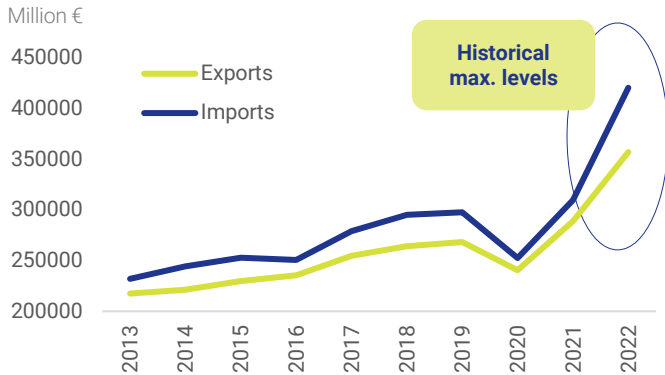
y-o-y

Imports

€ 420,714.1 M

+35.8%

y-o-y



Trade déficit
Jan.-Nov. 22

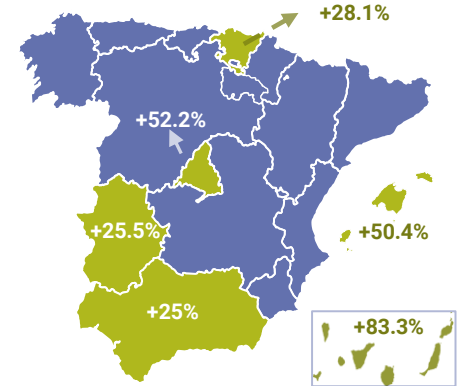


€ -63,602.9 M
X 3.1 times Jan.-Nov. 21 level

Exports by regions

% y-o-y change

■ <= national average (+23.6%)
■ > national average (+23.6%)



Population in Spain 2022 (INE)

Total

47.5 M

+0.2%

y-o-y

Foreigners

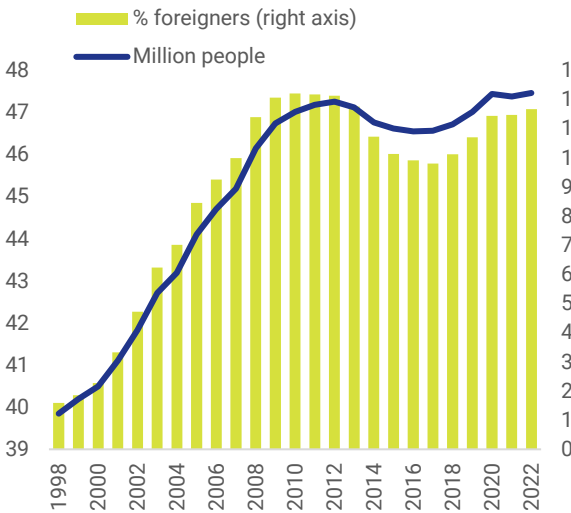
5.5 M

+1.9%

y-o-y

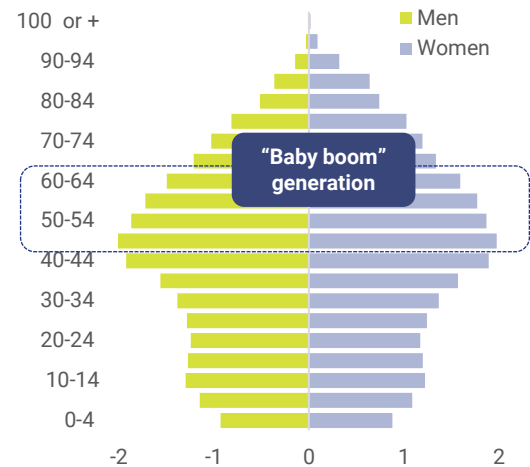
11.7%

of total



Population by gender and age

Million people



Doubtful loans private sector Spain (Bank of Spain)

Nov. 22

€ 45,383 M

3.7%

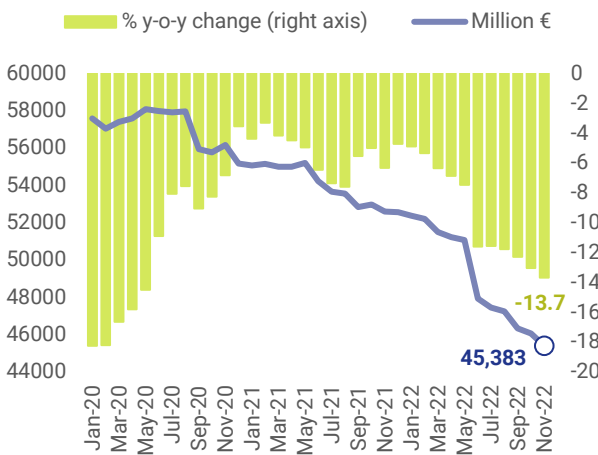
s/ total lending

-1.4%

monthly

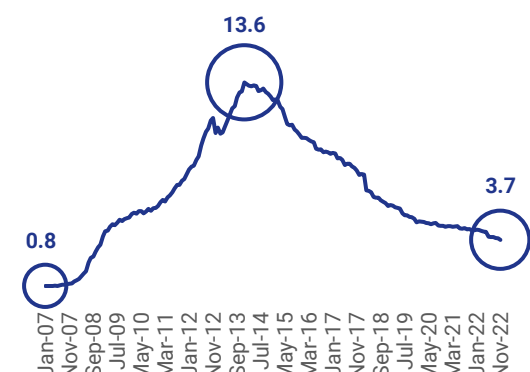
-13.7%

y-o-y



Doubtfulness ratio

% doubtful loans/ total loans

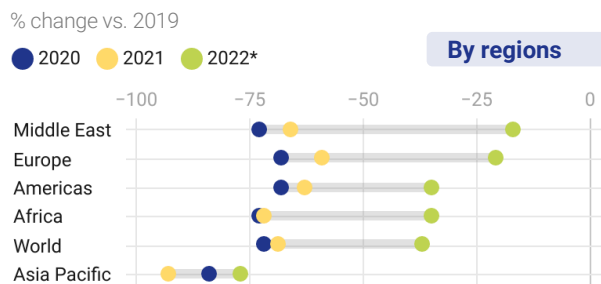
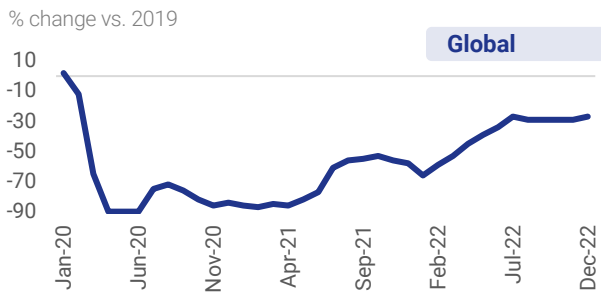


Global international tourist arrivals (WTO)

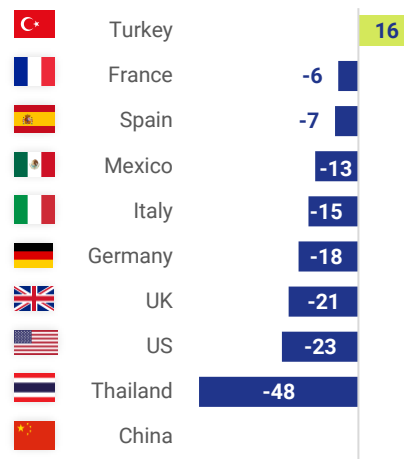
2022*
 917 million
 x2
 y-o-y
 -37.4%
 vs. 2019

EU-27
 435 million
 x1.9
 y-o-y
 -19.4%
 vs. 2019

* 2022, provisional data



Top 10 destination countries % change vs. 2019



China: data not available

Eurozone public debt (Eurostat)

Nov. 22

€ 12,5 tr

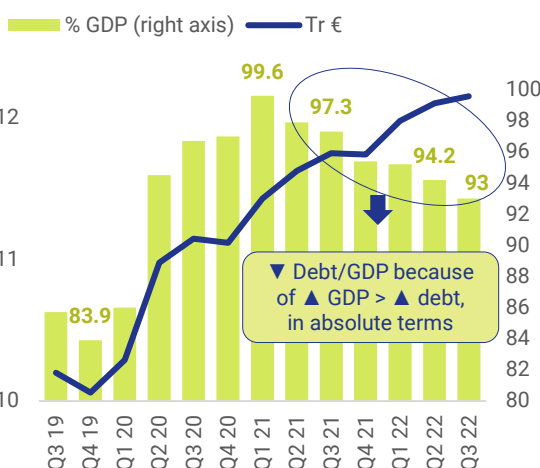
93%
of GDP

+0.4%

quarterly

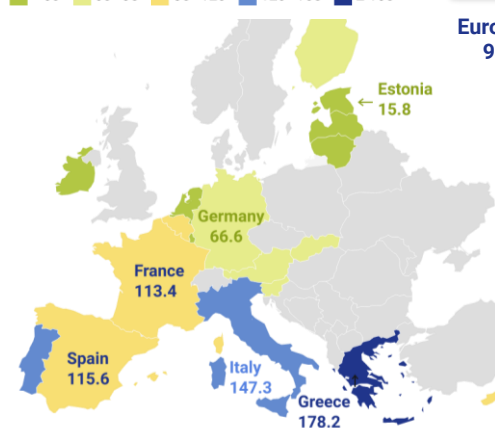
+3.4%

y-o-y



Debt % GDP

Legend: < 50, 50-85, 85-120, 120-155, ≥ 155



The world next megacities* (Statista and Inst. Econ. & Peace)

2050
Megacities
 population

70%
of world
population
vs.

54%
in 2020

* With 10 or + million inhabitants

14 new megacities in 2050 (in 2022 there are 33)
 No. inhabitants 2022 → 2050 and % change

▲ population
 213 M

Top 5 megacities
 No. inhabitants

