

Global Innovation Index 2022

In data

TOTAL R&D EXPENDITURE 2020

+3.3%

y-o-y

VENTURE CAPITAL DEALS 2021

+46%

y-o-y

POSITION SPAIN GLOBAL RANKING 2022

29^o

18th in Europe

MAIN STRENGTH SPAIN 2022

5th position

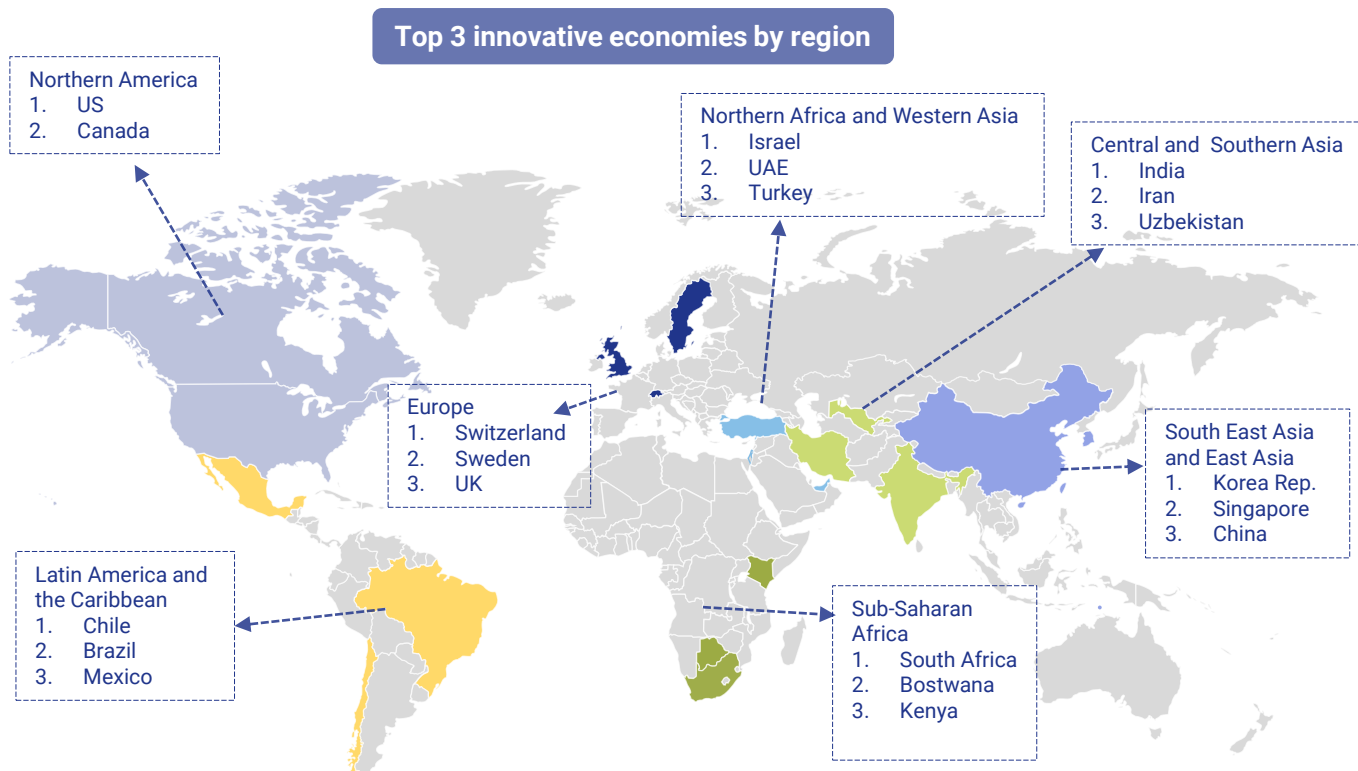
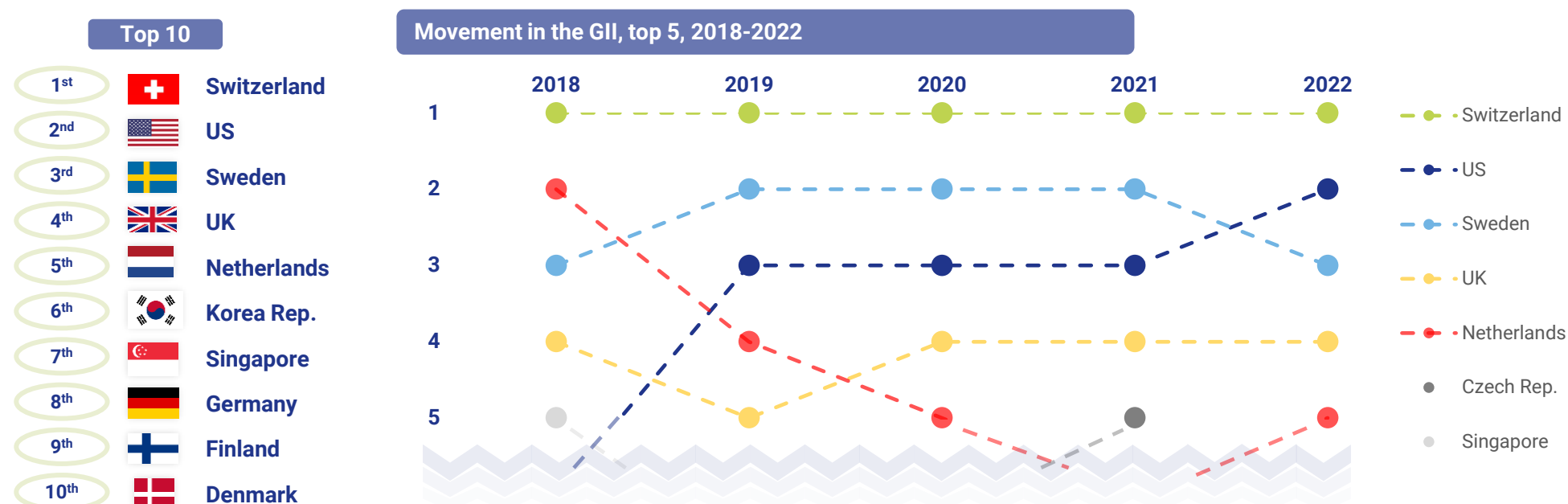
Spending on software (%GDP)

Global innovation trends

REGIONAL INNOVATION GAP PERSISTS BUT SOUTH-EAST ASIA AND EAST ASIA CLOSE THE GAP WITH NORTH AMERICA AND EUROPE

Switzerland maintains its leadership and the US overtakes Sweden to take second place in the global innovation ranking

Rank among 132 economies

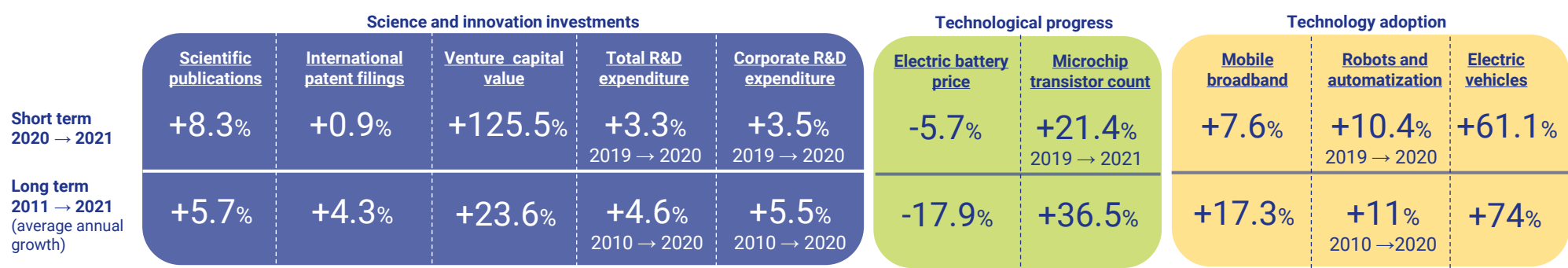


Top 10 technology clusters

The main clusters are concentrated in East Asia and the US

Rank	Cluster	Country	% patent filings on total Top 100
1	Tokyo-Yokohama	JP	10.7
2	Shenzhen-HK-Guangzhou	CN/HK	8.2
3	Beijing	CN/HK	2.8
4	Seoul	KR	4.0
5	San Jose-San Francisco	US	3.7
6	Shanghai-Suzhou	CN/HK	2.0
7	Osaka-Kobe-Kyoto	JP	3.0
8	Boston-Cambridge	US	1.4
9	New York	US	1.1
10	Paris	FR	1.2

PROGRESS IN INNOVATION IN RECENT YEARS, ALTHOUGH THEY ARE NOW SUBJECT TO NEW GLOBAL CHALLENGES



Spain's innovation profile

SPAIN'S STRENGTHS IN INNOVATION INCLUDE SPENDING ON SOFTWARE (%GDP) AND ENROLMENT IN HIGHER EDUCATION, WHILE ITS WEAKNESSES INCLUDE THE LIMITED IMPACT OF KNOWLEDGE ON IMPROVING LABOUR PRODUCTIVITY

Spain is in 29th place in the global ranking, and in 18th place among the 39 European economies

Position in overall ranking and in the 7 pillars



Innovative activity in Spain is in line with expectations given its level of development

Correlation per capita income - ranking score

