

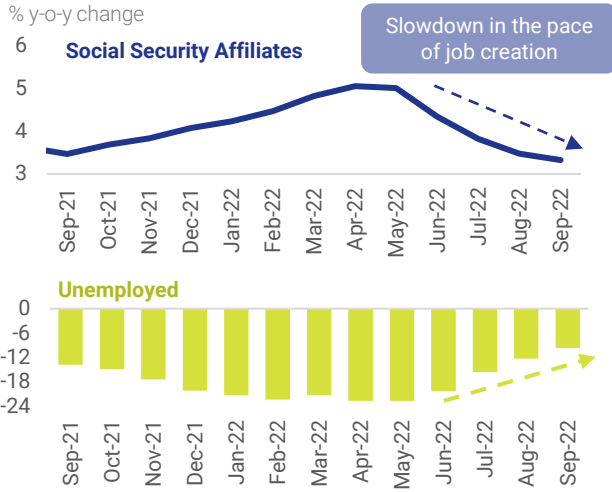
## Labour market Spain (M. Labour and Soc. Ec/M. Incl., Soc. Sec. and Migr.)

**Sep. 22**

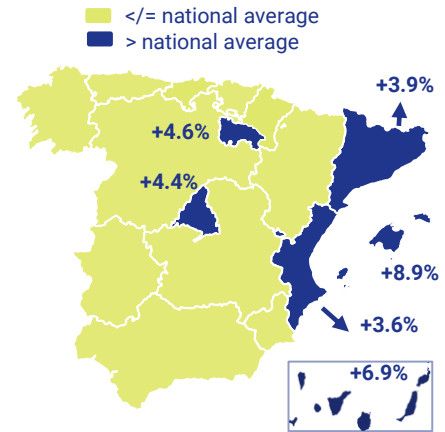
**Affiliates\***  
20,180,287  
**+3.3%**  
y-o-y

**Unemployed\***  
2,941,919  
**-9.7%**  
y-o-y  
(+0.6% monthly)

\*Original series



**Increase in Soc. Sec. affiliates by Regions**  
% y-o-y

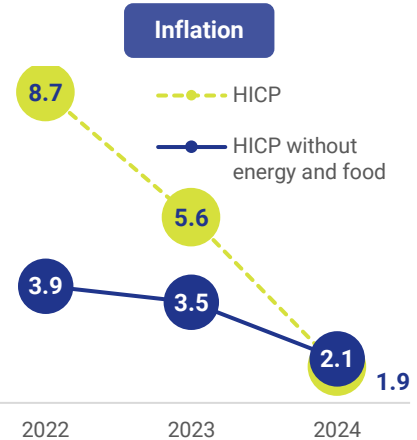
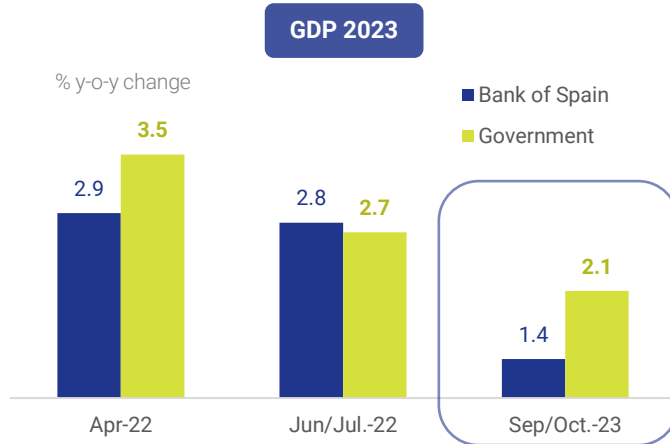


## Bank of Spain economic forecasts (Bank of Spain)

**2023**

**GDP growth**  
**+1.5%**  
y-o-y  
4.5% in 2022

**HICP inflation**  
**+5.6%**  
y-o-y  
8.7% in 2022

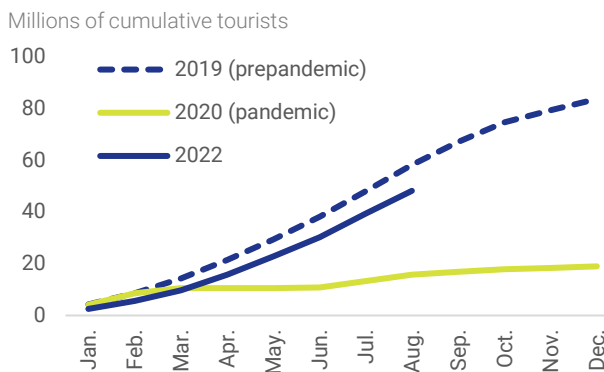


## International tourist arrivals to Spain (INE)

**Jan.- Aug. 22**

**48.1**  
millions of tourists  
**x 3.2** times  
r/ Jan.-Aug. 21

**-17.2%**  
r/ Jan.-Aug. 19



**Expenditure accumulated Jan.-Aug. 22**

**€58,894.8 M**  
x 3.5 r/ Jan.-Aug. 21  
-7.8% r/ Jan.-Aug. 19

**Top 6 Regions receiving tourists**  
Multiple r/ Jan.-Aug. 21 and % s/ total

	Multiple Jan.-Aug. 21	% of total
<b>Total</b>	<b>3.2</b>	<b>100</b>
<b>Catalonia</b>	<b>3.4</b>	<b>21</b>
<b>Balearic I.</b>	<b>2.5</b>	<b>20</b>
<b>Canary I.</b>	<b>4.5</b>	<b>16</b>
<b>Andalusia</b>	<b>3.5</b>	<b>14</b>
<b>Valencian C.</b>	<b>2.9</b>	<b>12</b>
<b>Madrid C.</b>	<b>4.2</b>	<b>8</b>

# Manufacturing and services PMI Eurozone (Markit)

Sep. 22

## Manufacturing

-15 p.

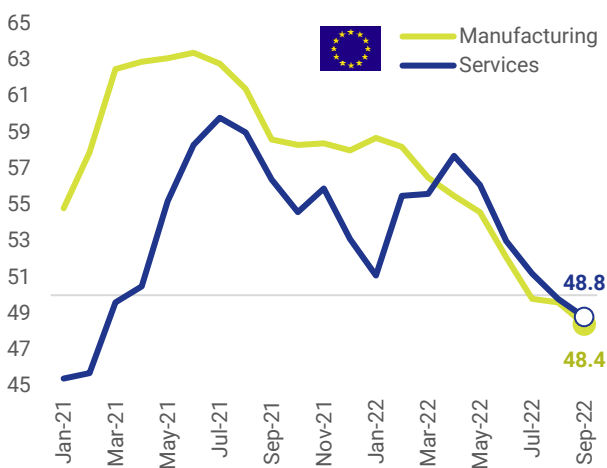
r/ max. Jun. 21

## Services

-7.6 p.

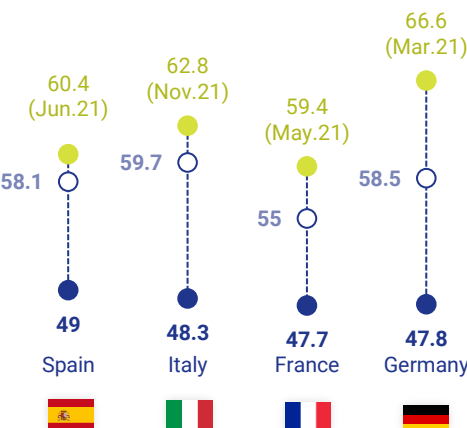
r/ max. Jul. 21

Points (< 50: contraction of economic activity)



## Manufacturing PMI

Points



# Trade in goods and services US (BEA)

Aug. 22

## Exports

\$258,900 M

+20%

y-o-y

## Imports

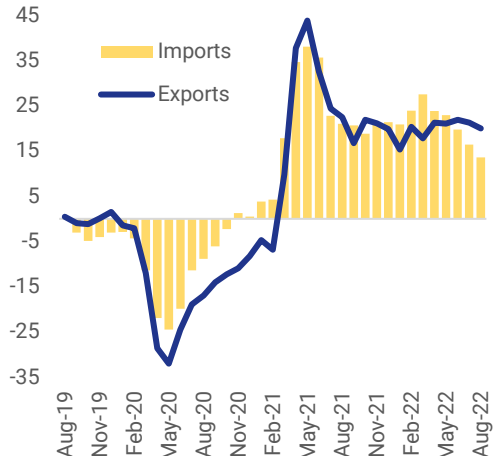
\$326,300 M

+13.6%

y-o-y

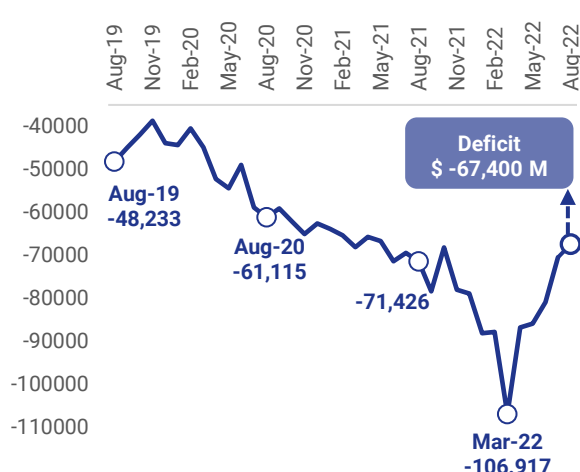
## Trade slowdown

% y-o-y change



## Deficit in goods and services

Million \$



# Global Digital Competitiveness Index 2022 (IMD)

## Top 5 (63 economies)



Change r/ 2021 (positions)

## Spain

## Evolution in the ranking (positions)

