

Foreign Trade in Goods (M. Industry, Trade and Tourism)

Jan.-Aug. 22

Exports

€ 252,052 M

+25%

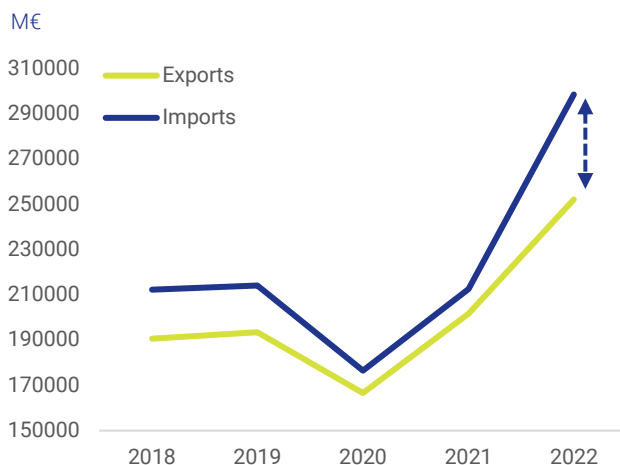
y-o-y

Imports

€ 298,513.1 M

+40.5%

y-o-y



Energy

Jan.-Aug. 22
€ -35,561.2 M

% of total



Jan.-Aug. 21
€ -14,594.6 M

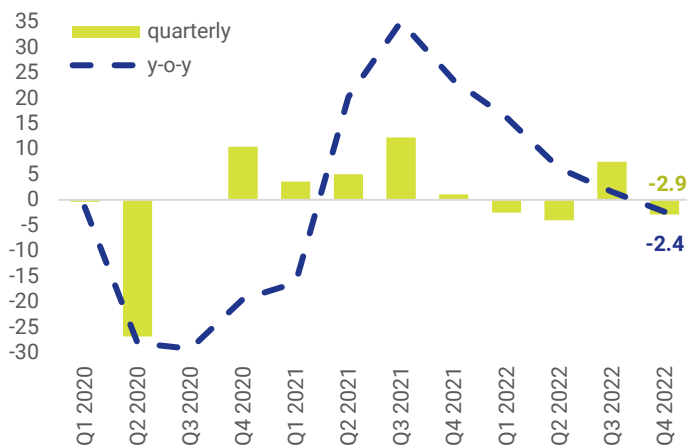
Business Confidence Index (INE)

Q4 2022

% change

-2.9%
quarterly

-2.4%
y-o-y



By sectors

% quarterly change

	Q4 2021	Q4 2022
Industry	-0.7	-4.8
Transport and Hospitality	6.1	-2.9
Other services	1.1	-2.9
Trade	0.1	-2.1
Construction	1.0	-0.6

Industry Turnover Index (INE)

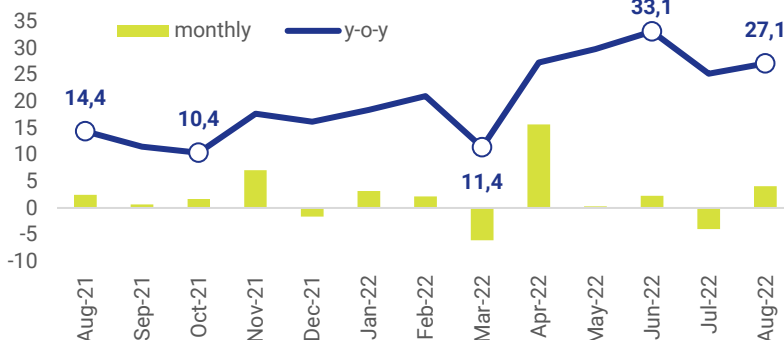
Aug. 22

Data adjusted for seasonal and calendar effects

+4.1%
monthly

+27.1%
y-o-y

% change



By type of goods

% y-o-y

Consumer goods	+22.3%
Capital goods	+21.0%
Intermediate goods	+19.3%
Energy*	+84.5%

* Except electricity, gas, steam, air conditioning and water supply

Container freight rate index worldwide (Statista)

Sep. 22

Freight rate Sep.19 – Sep. 22
US\$

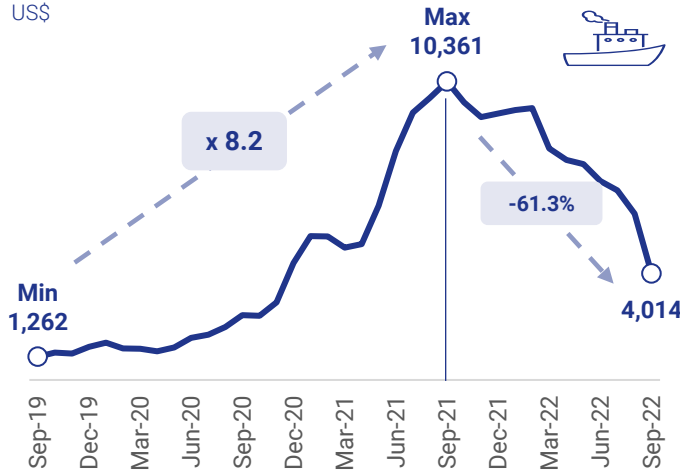
us\$ 4,014

-61.3%

y-o-y

x 2.3

Sep. 19



EBIT margins of main container shipping companies %

Max Q122 57.4
Current Q222 56.3

Min Q119 1.7

* Net profit + Interests + Taxes
Net income

Residential building permits Germany (Destatis)

Jan.-Aug. 22

Jan.-Aug.

244,605

-3%

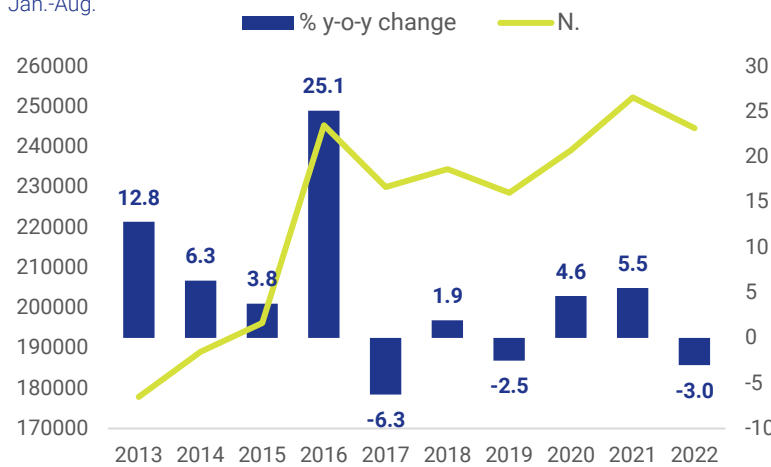
y-o-y

Aug. 22

28,180

-9.4%

y-o-y



By type of dwellings

% y-o-y change Jan.-Aug. 22

Single-family

-15.8%

Multi-family

-2.8%

Construction sector production EU-27 (Eurostat)

Aug. 22

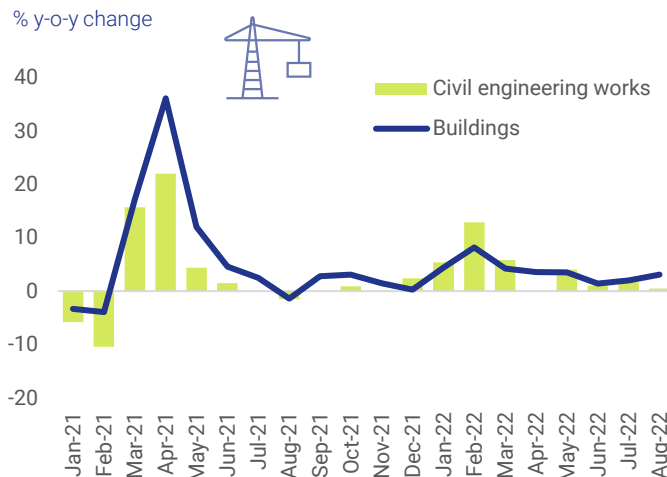
% y-o-y change

-0.4%

monthly

+2.8%

y-o-y



Major EU-27 economies
% y-o-y change

	Aug. 22	Average Jan.-Aug. 22
Germany	+0.4%	+1.1%
France	0.0%	+0.7%
Italy*	+5.9%*	+15.6%
Spain	-5.6%	-7.4%

* Data available until Jul.22

