

## Labour market Spain (Ms. Labour. & Soc. Ec. and Incl., Soc. Sec. & Migr.)

**Jun. 22**

**Average Social Security affiliates\***

20,348,330

**+4.3%**

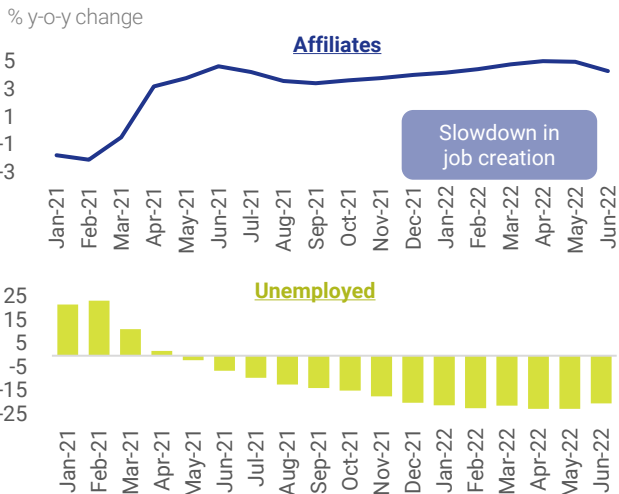
y-o-y

**Unemployed\***

2,880,582

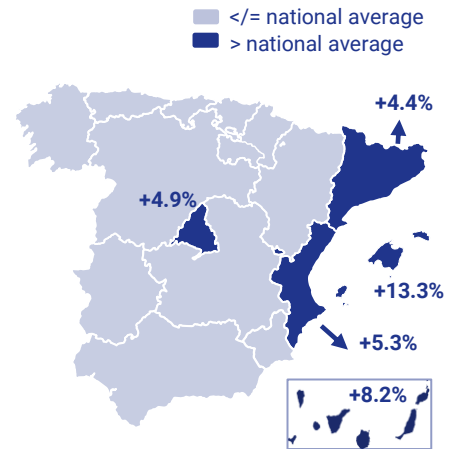
**-20.3%**

y-o-y



In Jun.22, in seasonally adjusted terms, registered unemployment increased by 3,720 compared to May 22.

**Increase in Soc. Sec. enrolment by regions**  
% y-o-y change



The Services sector stands out with a +5.4%

\* Original series

## Tax collection Spain (Tax Agency)

**Jan.-May. 22**

97,097

million €

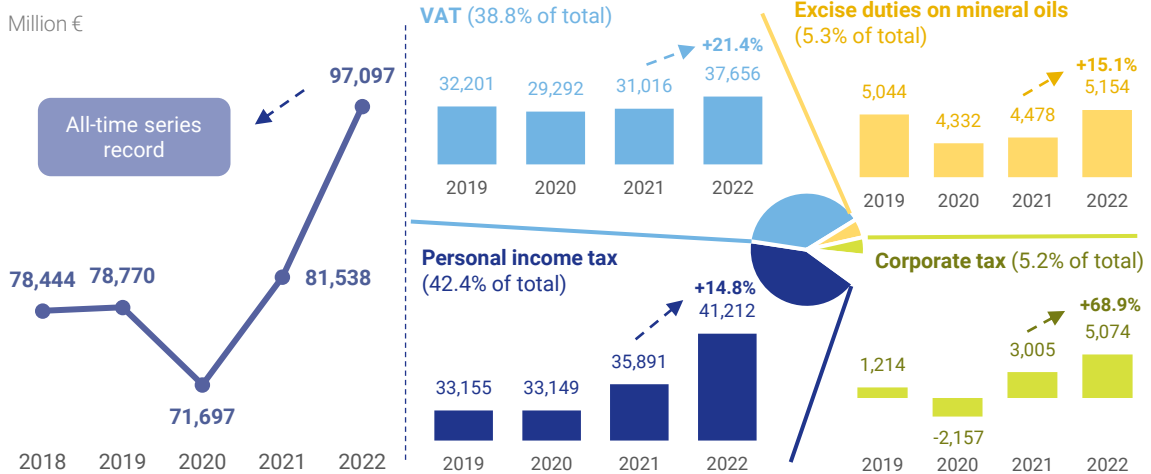
**+19.1%**

y-o-y

**Corporate tax**

**+68.9%**

y-o-y



## Energy landscape Spain (BP)

**2021**

**Energy consumption**

**+8.2%**

y-o-y

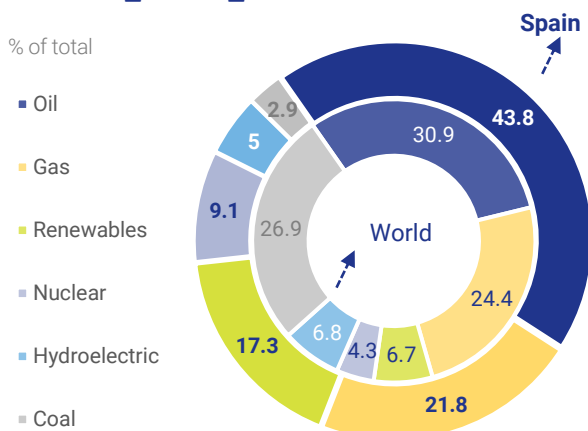
World: +5.8%

**CO<sub>2</sub> emissions**

**+10%**

y-o-y

World: +5.7%



**% y-o-y change**

	Spain	World
Oil	10.7	6.0
Gas	4.6	5.3
Renewables	13.6	15.0
Nuclear	-3.2	3.8
Hydroelectric	-3.2	-1.8
Coal	30.3*	6.3

\* In Spain, all plants in the closure phase in 2022

# Manufacturing and services PMIs Eurozone (Markit)

**Jun. 22**

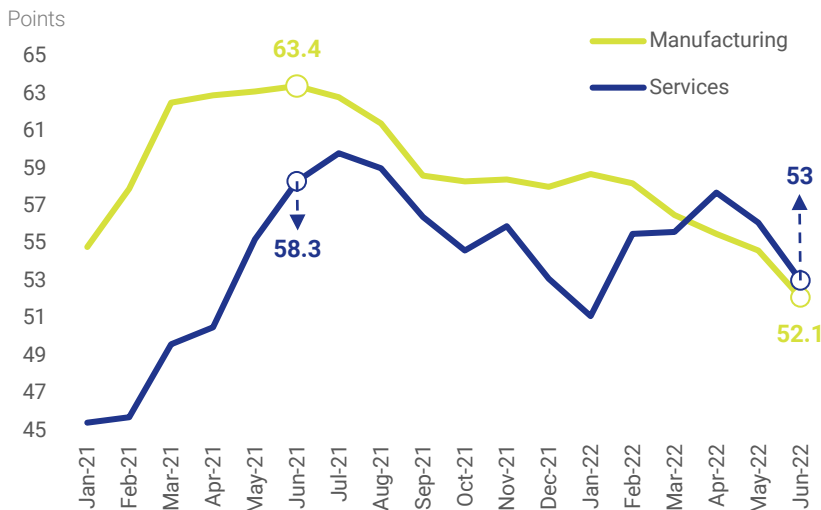


## Manufacturing

**52.1**  
points  
**-11.3 p.**  
r/ Jun. 21

## Services

**52.8**  
points  
**-5.3 p.**  
r/ Jun. 21



## Spain

### Manufacturing

**52.6**  
points  
**-7.8 p.**  
r/ Jun. 21

### Services

**54**  
points  
**-8.5 p.**  
r/ Jun. 21

# Consumer confidence United Kingdom (GfK and Bloomberg)

**Jun. 22**

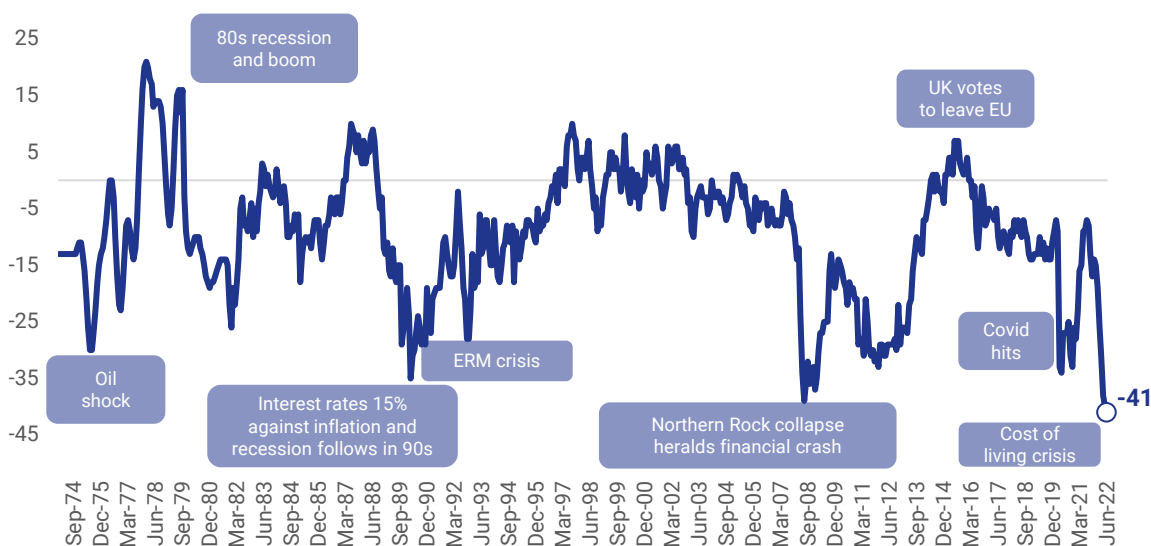
**Record low**

**-41**  
points

**Other recent falls**

**Covid 2020**  
**-34**  
points

**2008 crisis**  
**-39**  
points



# Evolution of the €/\$ exchange rate (Bloomberg and Investing)

**Jul. 22**

**1.0302**

**-13.2%**  
r/ Jul. 21

**-34.7%**  
r/ max. Mar. 08



**Market discounts uneven pace of ECB-Fed interest rate hikes**

**60%**  
chances of reaching parity with \$ by the end of 2022

