

## International tourist arrivals in Spain (INE)

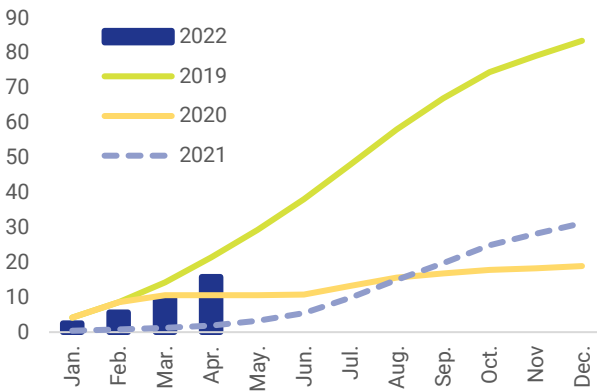
**Jan.-Apr. 22**

**15,777,565**  
tourists

**X 11.7 times**  
r/ Jan.-Apr. 21

**-26.2%**  
r/ Jan.-Apr. 19

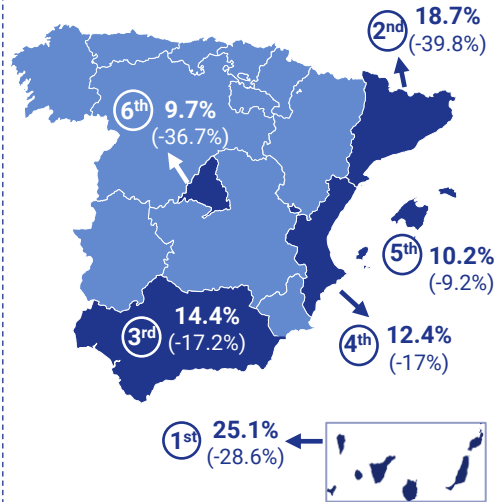
Millions of cumulative tourists



**Expenditure accumulated Jan.-Apr. 22**

**18,753.3 M€**  
x 9.4 r/ Jan.-Apr. 21  
-16.4% r/ Q1 2019

**Top 6 Autonomous Regions receiving tourists**  
% of total and (% change. r/ Jan.-Apr. 19)



## Consumer Price Index (INE and Eurostat)

**May. 22**

**General CPI**

**+0.8%**  
monthly

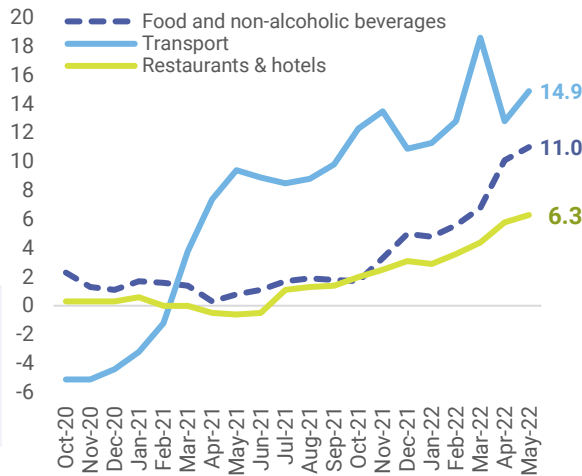
**+8.7%**  
y-o-y

**Core CPI**

**+4.9%**

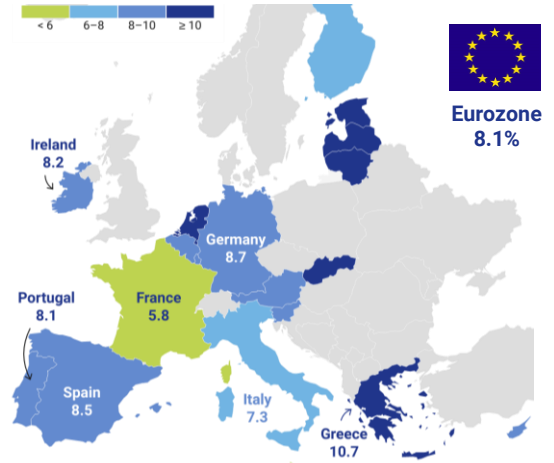
y-o-y

% y-o-y change, groups with the greatest impact on the rise in May 22



**Harmonised CPI Eurozone**

% y-o-y change



## Housing Price Index (INE)

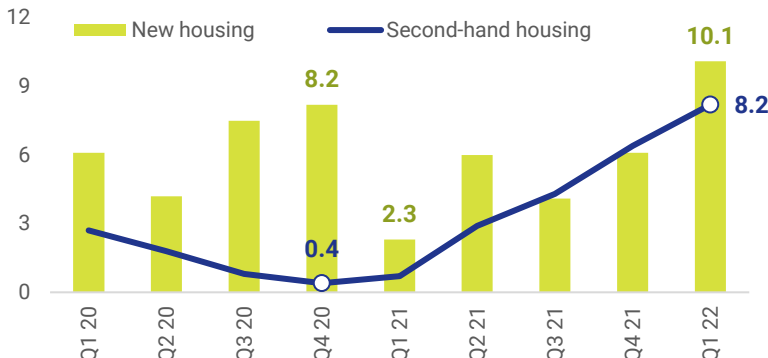
**Q1 22**

**General HPI**

**+2.6%**  
quarterly

**+8.5%**  
y-o-y

% y-o-y change



**Regions with the largest** ▲

% y-o-y change

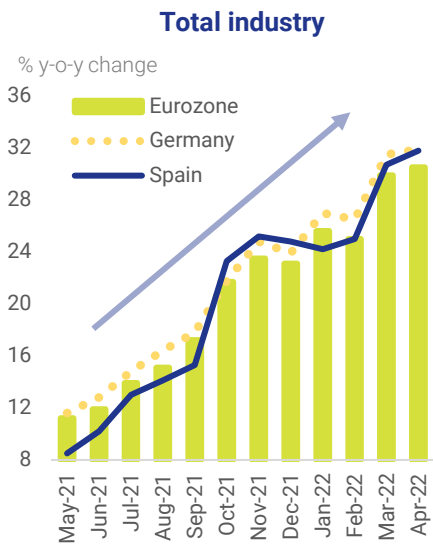
<b>Balearic I.</b>	+12%
<b>Cantabria</b>	+11%
<b>Andalusia</b>	+10.9%
<b>Canary I.</b>	+10.9%
<b>Murcia</b>	+9.5%

# Industrial import prices (Eurostat)

**Apr. 22**

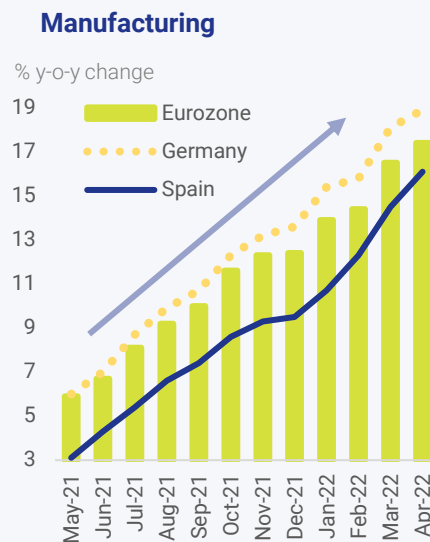
**Eurozone**  
**+1.7%**  
 monthly  
**+30.5%**  
 y-o-y

**Spain**  
**+2.6%**  
 monthly  
**+31.8%**  
 y-o-y



**Eurozone**  
**+2%**  
 monthly  
**+17.4%**  
 y-o-y

**Spain**  
**+1.9%**  
 monthly  
**+16.1%**  
 y-o-y



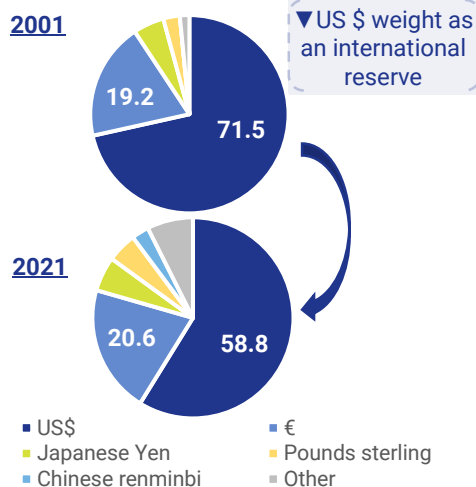
# Global foreign exchange reserves (IMF)

**Q4 21**

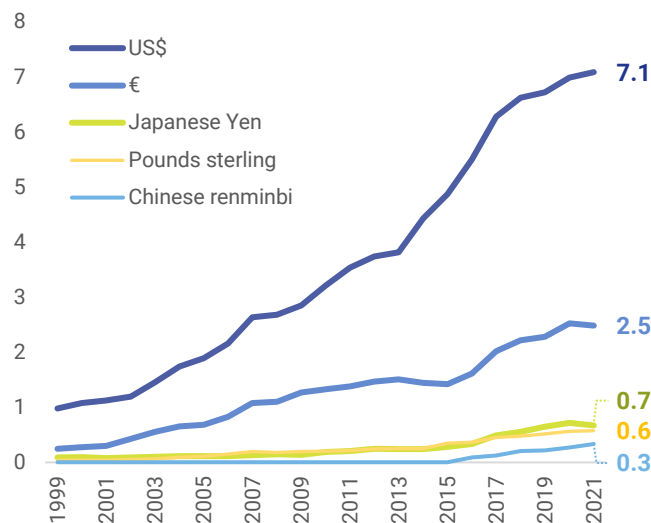
**12.9**  
 tr US \$  
**+1.8%**  
 y-o-y

**In US \$**  
**7.1**  
 tr US \$  
**58.8%**  
 of allocated reserves\*

% of allocated reserves, Q4 of each year



Tr US \$; Q4 of each year



\*Allocated: explicit reference currency information

# Global expansion of cryptocurrencies (Statista)

**Jun. 22**

**10,875**  
 cryptocurrencies

**Market capitalisation**  
**1.24**  
 tr \$

N. and tr US \$\*



**Market capitalisation**  
 Comparison with other assets, 2017-2021  
 Tr US\$

	2017	2021
<b>Cryptocurrencies</b>	0.6	2.4
<b>Precious metals</b>	9.0	14.1
<b>Equities</b>	87.5	124.1
<b>Real estate</b>	280.6	326.5

\*Data end of year, except 6 Jun. 22