

## Company creation and dissolution (Central Mercantile Register)

**2021**

Created

**102,205**

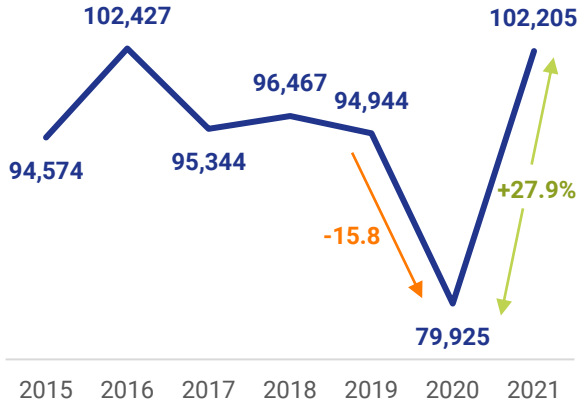
+27.9%  
y-o-y

Dissolved

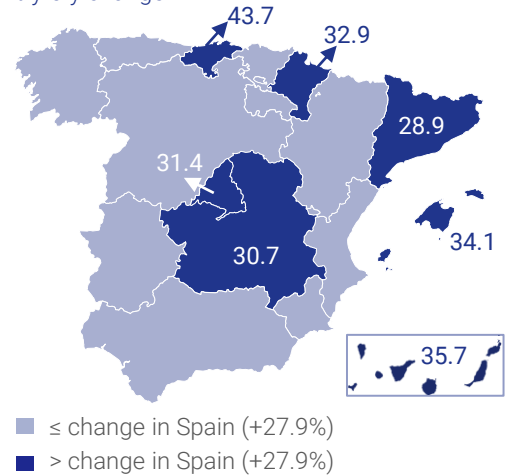
**34,181**

+21.7%  
y-o-y

Created companies  
Units and % y-o-y change



Created companies by regions  
% y-o-y change



## Market services sector turnover Index\* (INE)

**Dec. 2021**

**-3.1%**

monthly

**+17.2%**

y-o-y

**Average 2021**

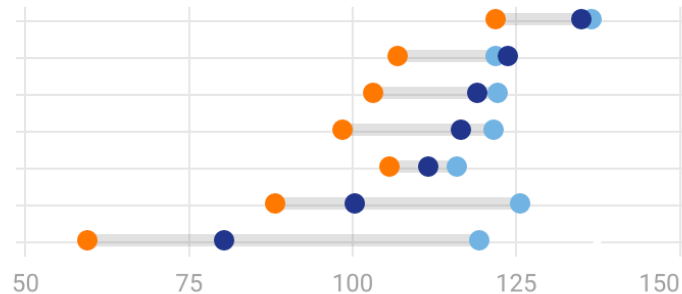
**+15.5%**

y-o-y

By industry  
Index 2015 = 100

● 2021 ● 2020 ● 2019 (pre-Covid)

Professional, scientific and technical act.  
Trade  
General Index  
Transport and storage  
Information and communication  
Administrative and support service act.  
Hotel and catering



\* Data corrected for seasonal and calendar effects

## Industrial turnover Index\* (INE)

**Dec. 2021**

**-1.4%**

monthly

**+16.3%**

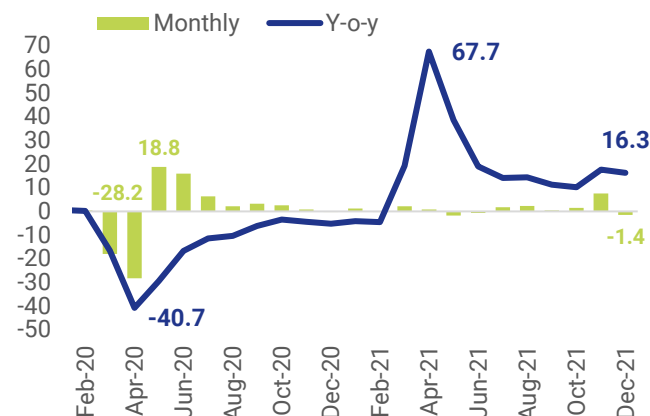
y-o-y

**Average 2021**

**+16%**

y-o-y

% change



By economic destination  
% y-o-y

	Dec. 21	Average 2021
General	16.3	16.0
Consumer goods	9.8	8.9
Durable	11.4	19.6
Non-durable	9.4	8.6
Capital goods	-4.0	3.9
Intermediate goods	26.4	24.0
Energy	82.8	58.0

\* Data corrected for seasonal and calendar effects

# Expectations and business climate Germany (ifo)

Feb. 2021

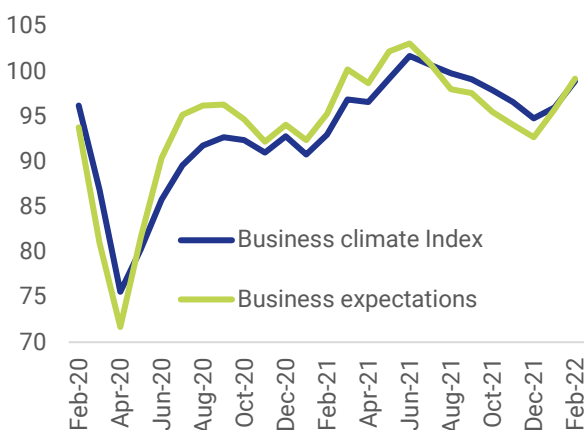
Business climate Index

98.9 points  
96p Jan. 2021

Business expectations

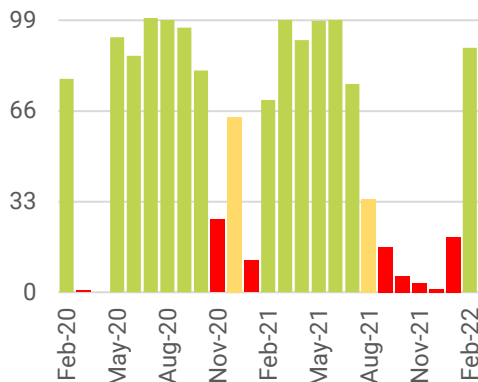
99.2 points  
95.8p Jan. 2021

Index 2015 = 100



Probability for economic expansion

% > 66 = expansion % 33-66 = uncertainty  
% < 33 = contraction



# Global retail & consumer M&A\* (KPMG)

2021

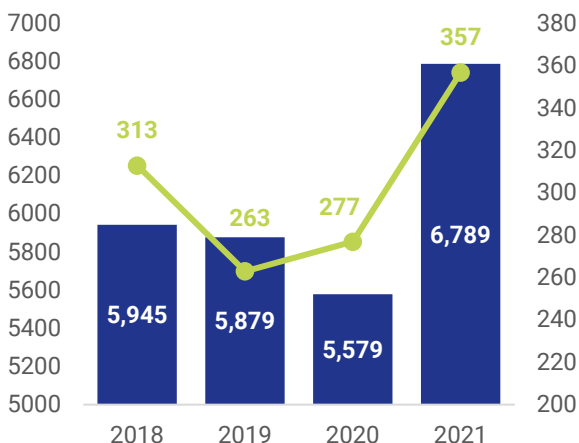
M&A deals

6,789  
+21.7% y-o-y  
+15.5 r/ 2019

Value

\$357 bn  
+28.9% y-o-y  
+35.7% r/ 2019

M&A deals Value (\$bn) (right axis.)



Main countries

(% of the total deals) and % change

Country	% of total deals	Change r/2020	Change r/2019
US	19%	19	29
China	11%	20	20
UK	9%	34	36
Japan	8%	3	14
France	5%	58	2

\* Mergers and Acquisitions

# Semiconductor global market (Statista based on ASML)

2020

Volume

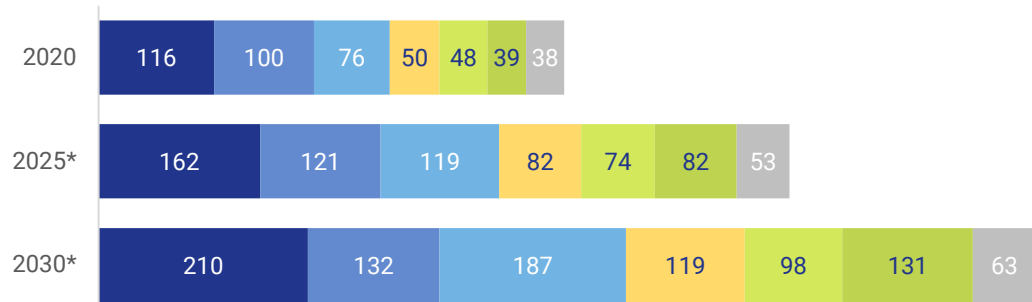
953 billion chips  
1.1 trillions in 2021

Market value

\$440 bn  
\$590 bn\$ in 2021  
\$700 bn\$ in 2025\*

Main applications of semiconductors \$bn

Smartphone Personal computing Servers/data centers/storage  
Industrial electronics Consumer electronics Automotive  
Wired/wireless infrastructure



\* Forecasts