

Employment in Spain (Social Security)

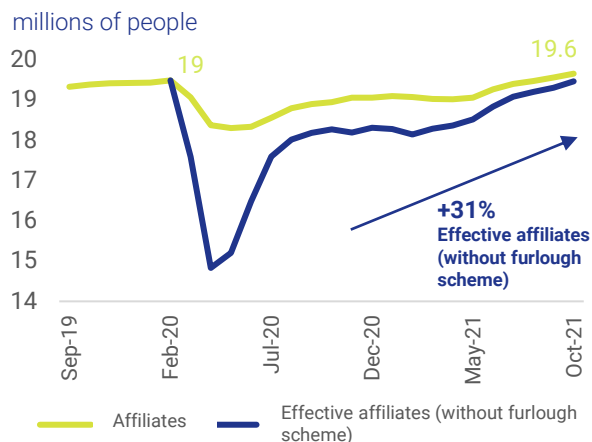
Oct. 2021

SS Affiliates

19.6 millions
+ 0.52% r/Sep.

Workers furlough scheme

190,718
-48,512 r/Sep.



Affiliates by sector

Absolute and relative monthly change (%)

Agriculture, Livestock and Fisheries	6,110	+0.5%
Industry	2,968	+0.1%
Construction	3,983	+0.3%
Services	98,737	+0.7%

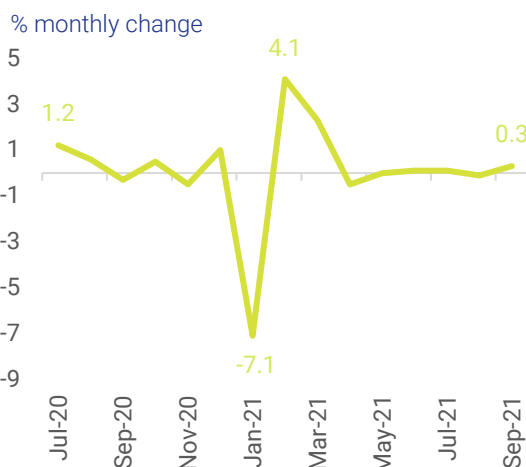
Retail trade indices (INE)

Sep. 2021

By product

% monthly change

Food	+0.1%
Other	+0.2%
Personal equipment	+8.3%
Home equipment	+0.7%
Other goods	-0.4%



By distribution class

% monthly change

Single retail stores	-0.3%
Small chain stores	-1.9%
Large chain stores	+1.2%
Department stores	+0.5%

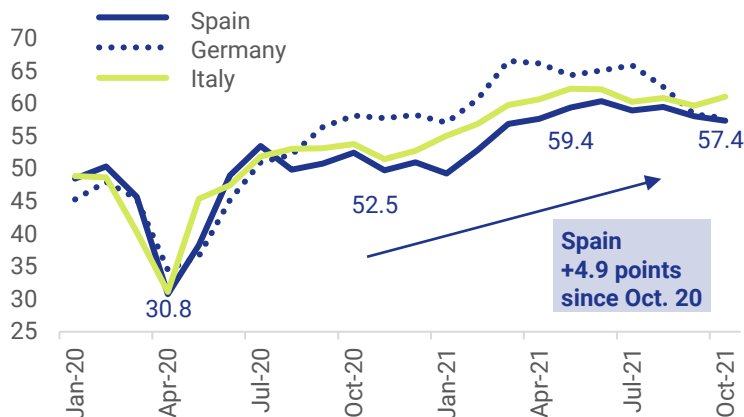
Manufacturing PMI Spain (IHS Markit)

Oct. 2021

57.4 points

+9.3%
y-o-y

-1.2%
monthly



Italy

Germany

Oct. 21

61.1
points

57.8
points

Since Oct. 20

+7.3
points

-0.4
points

* Value \geq 50 indicates expansion of activity and $<$ 50 indicates contraction

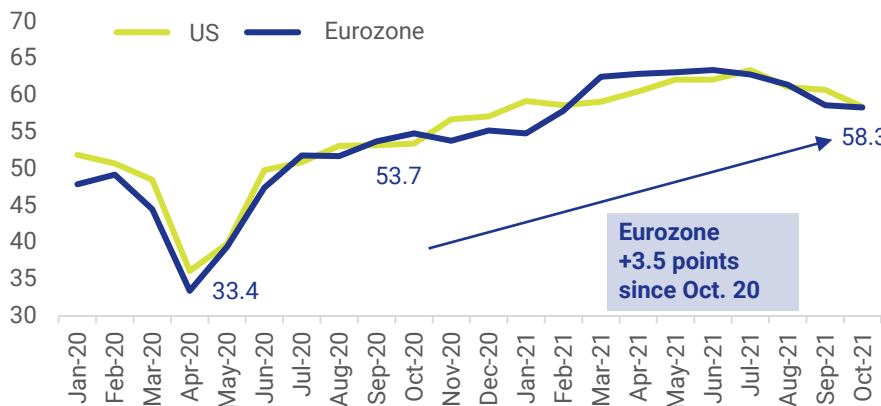
Manufacturing PMI Eurozone and the US (IHS Markit)

**Oct. 2021
Eurozone**

58.3 points

+6.4%
y-o-y

-0.5%
monthly



**Oct. 2021
US**

58.4 points

+9.4%
y-o-y

-3.8%
monthly

* Value ≥ 50 indicates expansion of activity and < 50 indicates contraction

Financial markets (Caixabank Research)

Commodities

1/1/2021 - 2/11/2021

% y-o-y
2/11/2021

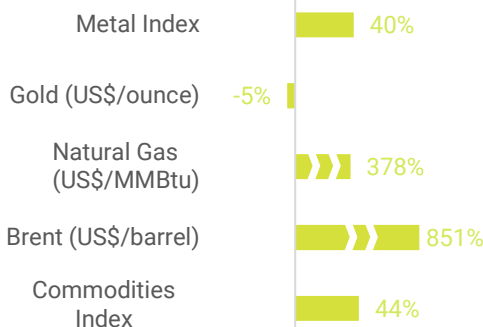
Stock Markets

1/1/2021 - 2/11/2021

% y-o-y
2/11/2021

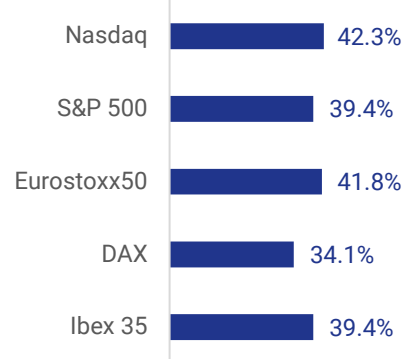
Brent
+63.5%

Natural Gas
+224.9%



Ibex 35
+13.7%

Nasdaq
+21%



Trade balance India (Ministry of Commerce and Industry)

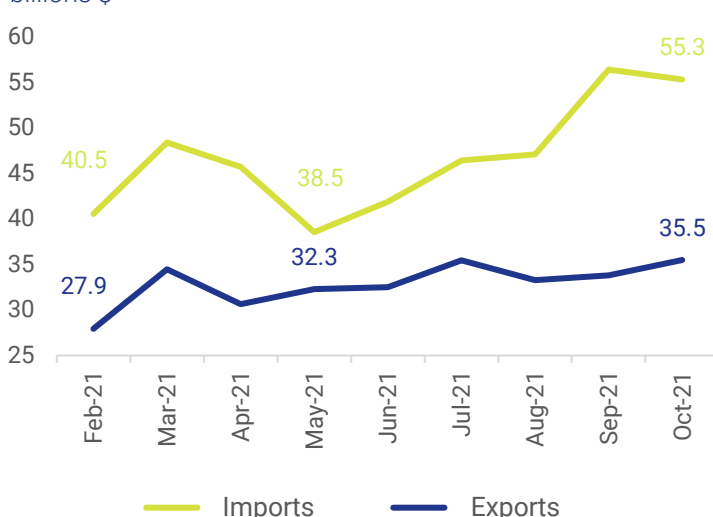
Oct. 21

billions \$

-19.9
billions \$

-12.2%
monthly

+128%
y-o-y



Main clients

