

Employment in Spain (Social Security)

Sept. 2021

Affiliates SS

19.5 millions

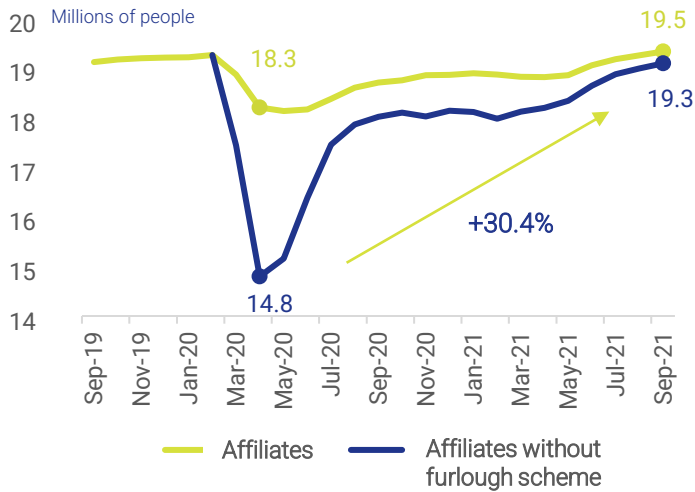
+82,84 r/August

Affiliates
furlough scheme

1.3% of affiliates

239,230

-32,960 r/August



Affiliates by sectors

Absolute and relative monthly change

Sector	Absolute change	Relative change
Agriculture, livestock and fisheries sectors	-8,588	-0.8%
Industry	2,366	+0.1%
Construction	7,875	+0.6%
Services	85,742	+0.6%

New and used housing prices (Sociedad de Tasación)

Q2 2021

1,682 €/m²

+0.1%

year-on-year

Q3 2021 projection

1,690.5 €/m²

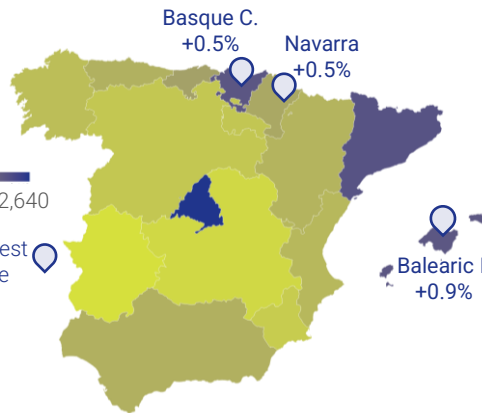
+0.7%

year-on-year

By AACC
Q2 2021

Price €/m² 897 2,640

AACC with the highest year-on-year change



Q3 2021 indicators

Effort rate*

7.7 years

(+1.3% year-on-year)

Construction cost

1,109 €/m²

(+3.4% year-on-year)

Confidence index

51.2 points

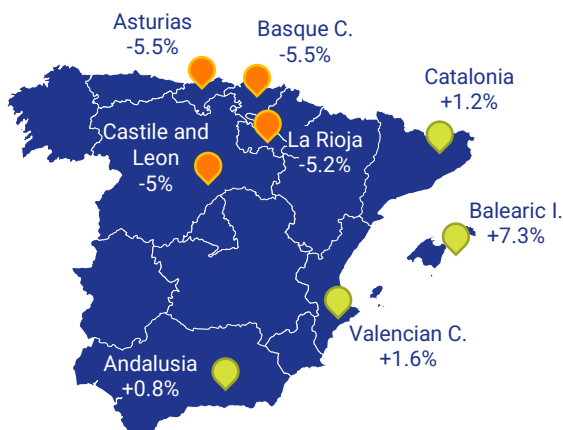
(40.5 in Q3 2020)

* Investment in years of salary required to acquire a home

Retail sales in Spain (INE)

August 2021

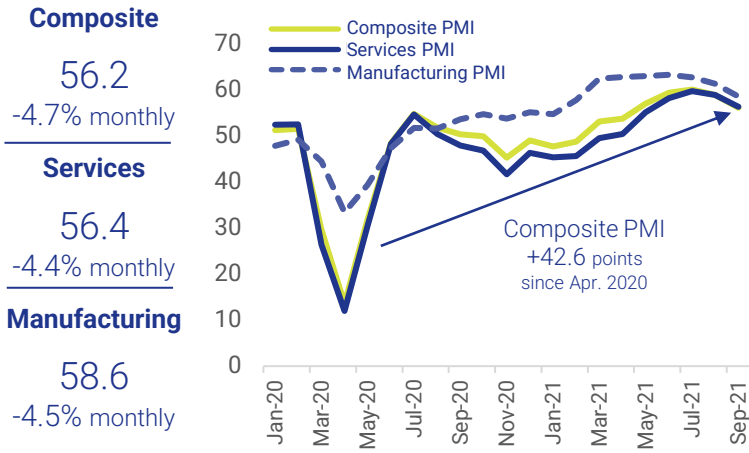
AACC with the biggest year-on-year increases and decreases



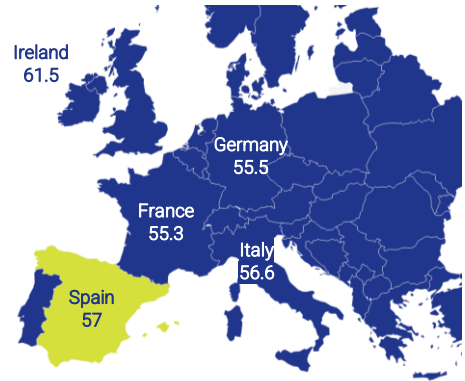
2021 maximums and minimums



Eurozone PMIs (IHS Markit)



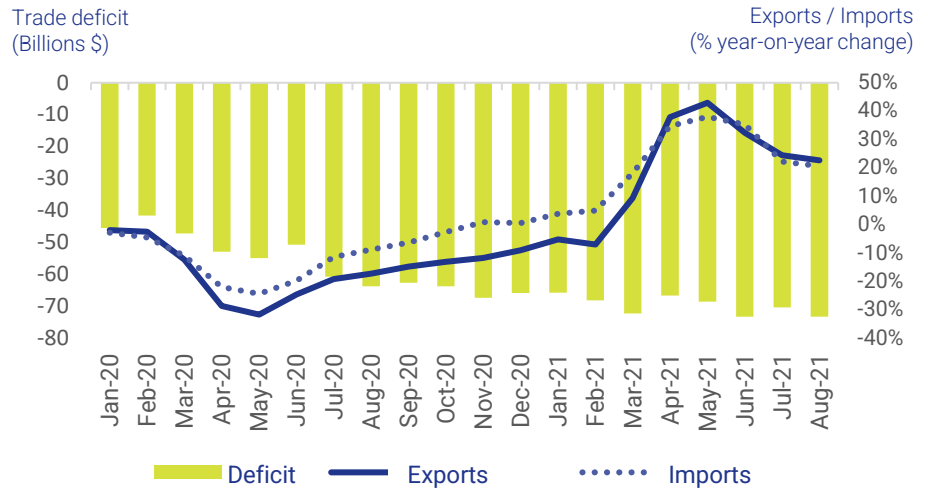
Composite PMI Points



* PMI >= 50 points indicates expansion of activity and >50 points contraction

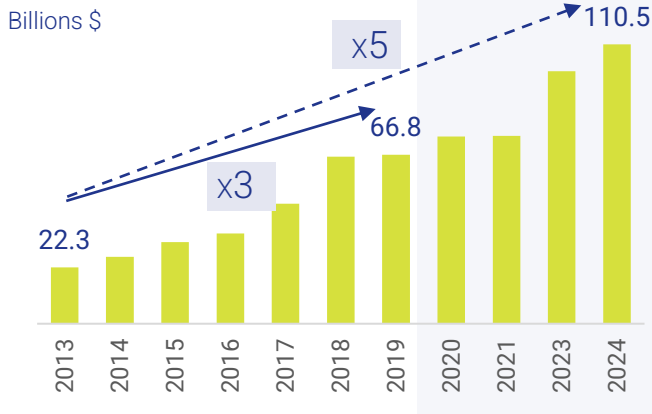
US trade balance (Bureau of Economic Analysis)

August 2021



Investment in cloud computing infrastructure* (IDC)

Yearly global investment



Top global infrastructure suppliers

% market share

1. Dell Technologies		15.5%
2. HPE/H3C		11.4%
3. Inspur		8.5%
4. Lenovo		7.3%
5. Huawei		2.6%

* Computer services through a network, usually Internet