

International air passengers (Turespaña)

Arrival passengers from international airports

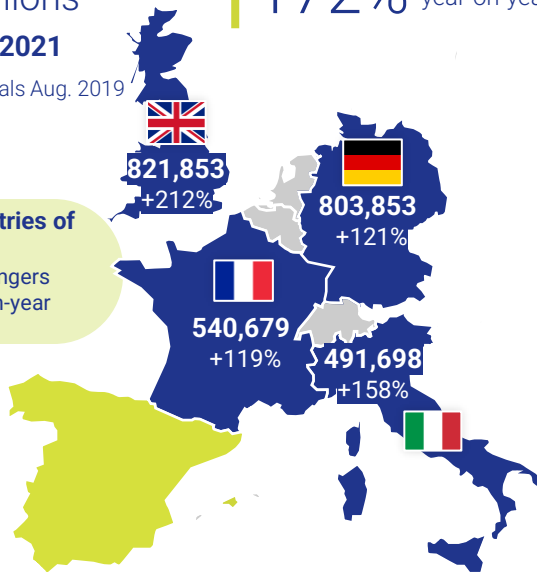
5 millions

August 2021

48.6% arrivals Aug. 2019

↑ 172% year-on-year

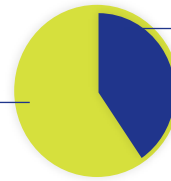
By countries of origin
n° passengers
% year-on-year change



By type of airline

60.1%

Low-cost



By Autonomous Community of destination

% of total Aug. 2021



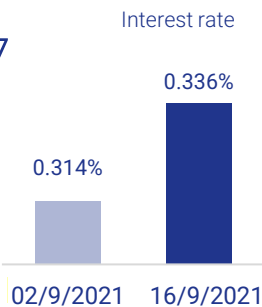
Spain's medium- and long-term debt (Public Treasury)

10-year bonds

2,049.7

millions €

39.5%
of total

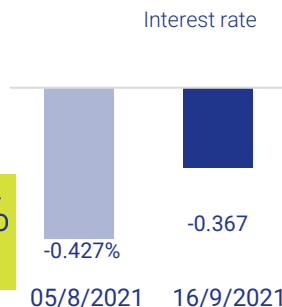


5-year bonds

1,750

millions €

33.7%
of total

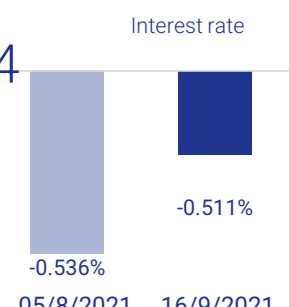


3-year bonds

1,390.4

millions €

26.8%
of total



Trade balance Jan.-Jul. 21 (Ministry of Industry, Commerce and Tourism)

Exports

% year-on-year change

+21.7%

179.529 millions €

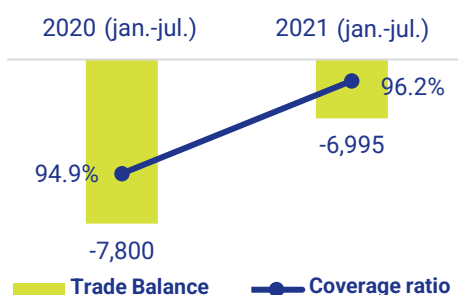
Imports

% year-on-year change

+20.1%

186.523 millions €

Trade balance (millions €)



Export destinations

	% total	Year-on-year
EU27	61.7%	+24.1%
No EU	38.3%	+18.1%

Main sectors

Capital goods

18.7% Total ↑ 2.6% year-on-year change

Food, beverages and tobacco

17.1% Total ↑ 9.4% year-on-year change

Chemical products

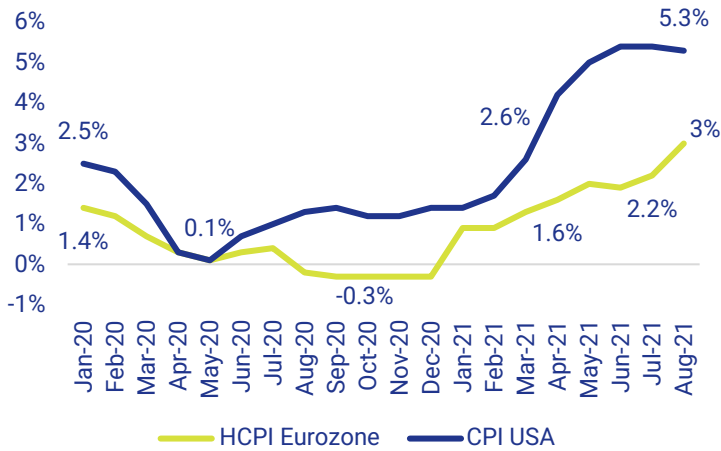
17% Total ↑ 19.2% year-on-year change

Car industry

12.5% Total ↓ 13.4% year-on-year change

Eurozone and US CPI (Eurostat and Bureau of Labor Statistics)

CPI – %year-on-year change



Underlying inflation

Eurozone

Maximum and minimum since the start of the pandemic

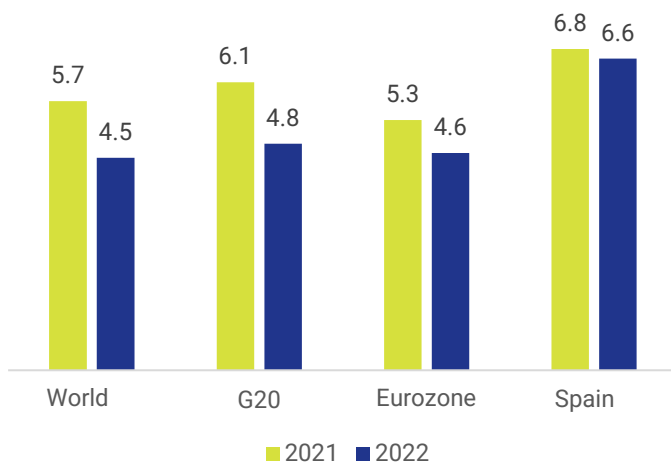


USA

Maximum and minimum since the start of the pandemic



Economic forecasts (OECD)



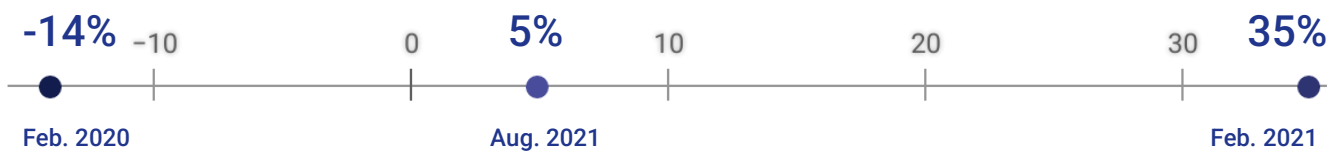
Inflation

% year-on-year change

	Eurozone	G20	Spain
2020	0.3	2.7	-0.3
2021	2.1	3.7	2.4
2022	1.9	3.9	1.9

China's Industrial Production Index (NBS)

Maximum and minimum since the start of the pandemic



Fastest-growing sectors

New energy vehicles

151.9 %

Industrial machinery

57.4 %

Integrated circuits

39.4 %

% year-on-year change



CÍRCULO DE EMPRESARIOS
ideas for growth

