

## Foreign goods trade (Secretary of State for Trade)

Jan-Apr 2021

**Trade deficit**  
**-50.3%**  
year-on-year

4.6 bn€

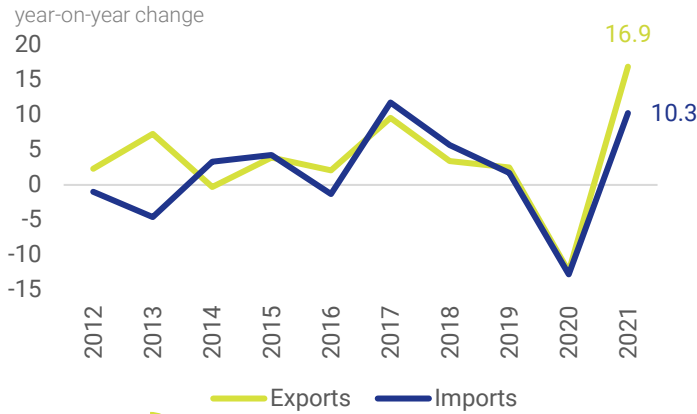


**Energy DEFICIT**

6.4 bn€

**Non-energy goods SURPLUS**

1.8 bn€



### Exports

By sectors (% /total)

Capital goods	19.5%
Food, beverage and tobacco	19.4%
Chemical products	15.9%

### Exports

By destination (% /total)

EU-27	61.6%
Eurozone	54.2%
Asia	9.7%
North and South America	9.6%

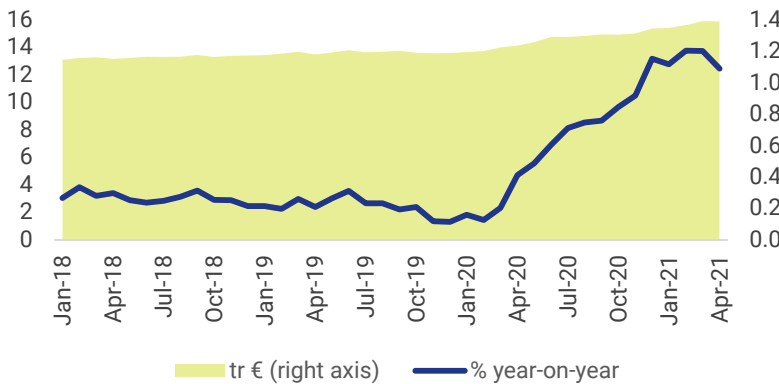
## Public Administrations' debt (Bank of Spain)

April 2021

**+12.5%**  
year-on-year

1.39  
trillion €

≈ **125%**  
% GDP



### Social Security

↑ **55.1%** year-on-year

### Central Administration

↑ **12%** year-on-year

### Autonomous Regions

↑ **3.1%** year-on-year

### Local Authorities

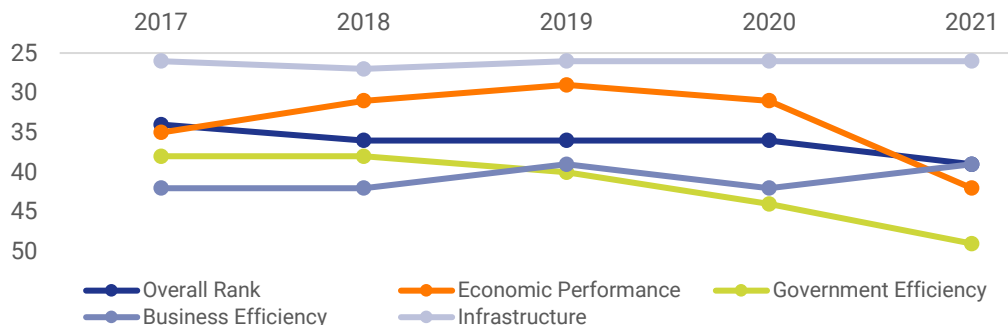
↓ **6.3%** year-on-year

## Spain in the IMD Global Competitiveness Ranking (IMD)

### Top 5 2021

1. Switzerland
2. Sweden
3. Denmark
4. Netherlands
5. Singapore

...  
**39. Spain**



In 2021, Spain fell three positions to 39th out of 64 countries analysed, its worst position since 2014. A significant deterioration in the economic performance indicators (from 31st to 42nd) and governmental efficiency (from 44th to 49th).

# Inflation in the Eurozone (Eurostat)

May 2021

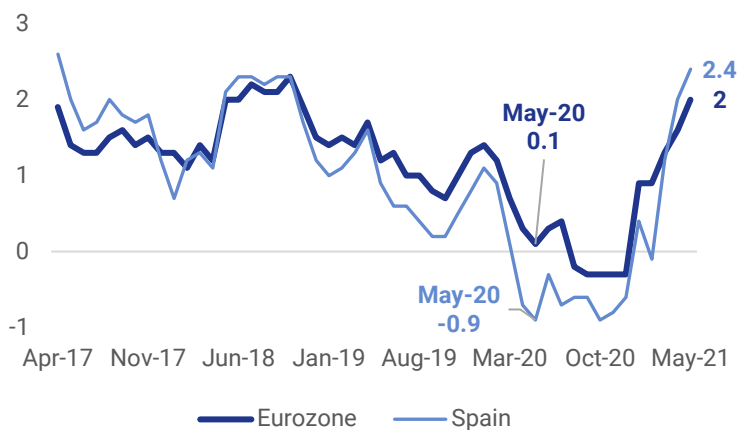
2% year-on-year

Max. since Oct. 18

Spain

2.4% year-on-year

Max. since Apr. 17



By type of goods

Energy	+13.1%
Services	+1.1%
Non-energy ind. products	+0.7%
Food, beverage and tobacco	+0.5%

# Guaranteed minimum wage (GMW) in Europe (Eurofound)

European\* average GMW 2021

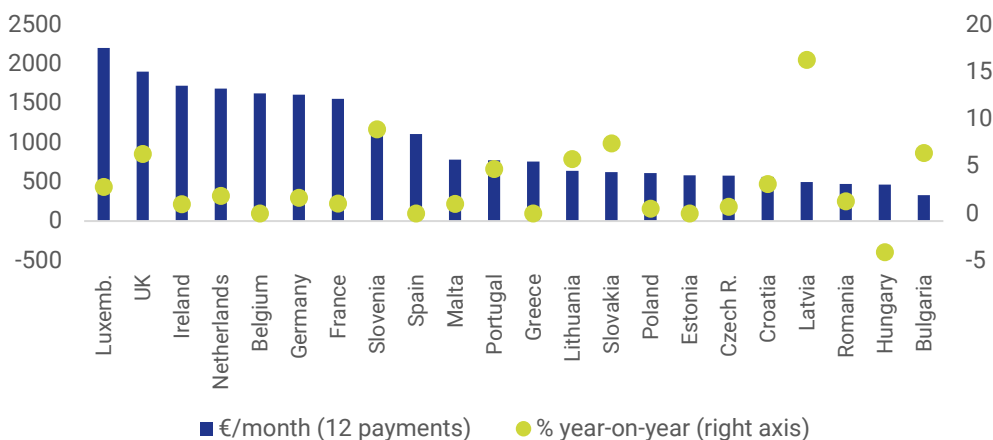
1,009.9

€/month in 12 payments

GMW Spain

1,108.3

€/month in 12 payments



The average GMW increase in 2021 is 3% with a range of +16.3% for Latvia to -4.1% for Hungary. Among the countries with GMWs above the average, Belgium and Spain have maintained their levels without any variation.

Note: EU countries with GMW plus the United Kingdom. There is no fixed GMW rate by law in Austria, Denmark, Finland, Italy, Sweden and Norway.

# World Energy Investment (International Energy Agency)

2021

+9.6%

year-on-year

Up to 1.85 trillion US\$, almost reaching pre-pandemic levels

